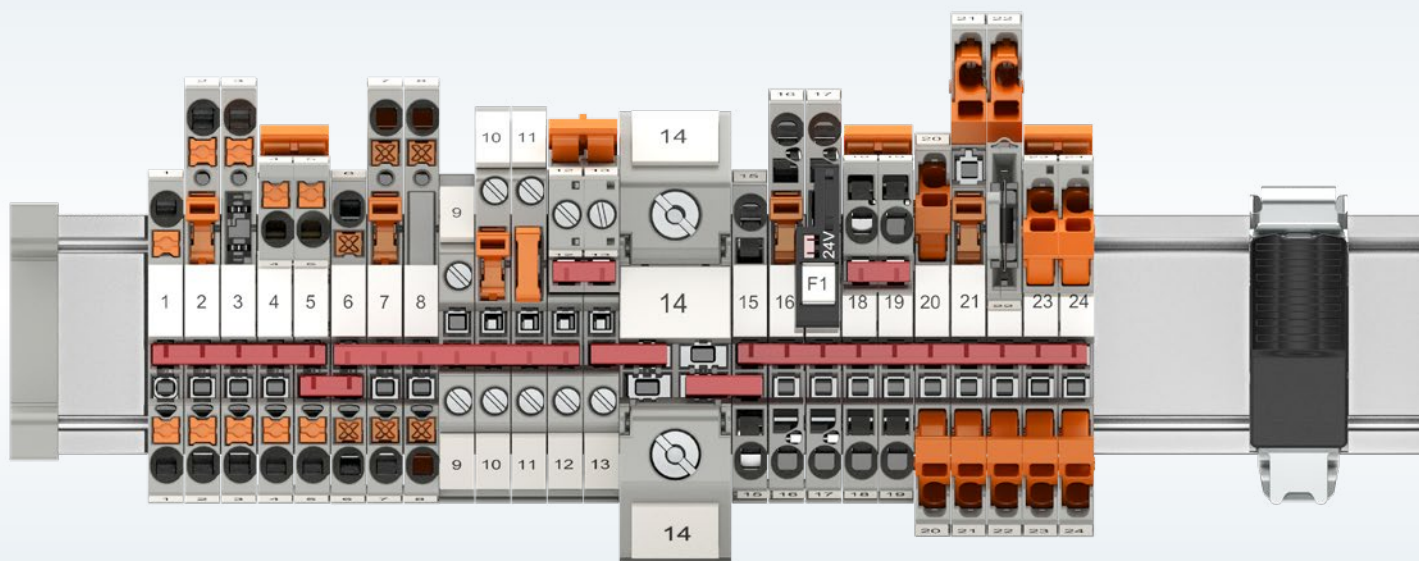


Terminal blocks

Phoenix Contact terminal blocks

Whichever terminal block versions you choose, you can rest assured that Phoenix Contact terminal blocks deliver reliable connections and high quality. To ensure that we are always able to fulfill this promise, quality comes first for us. This is why quality is not just tested on the finished product, but is ensured responsibly during every step of the manufacturing process.



1 Terminal blocks – CLIPLINE complete

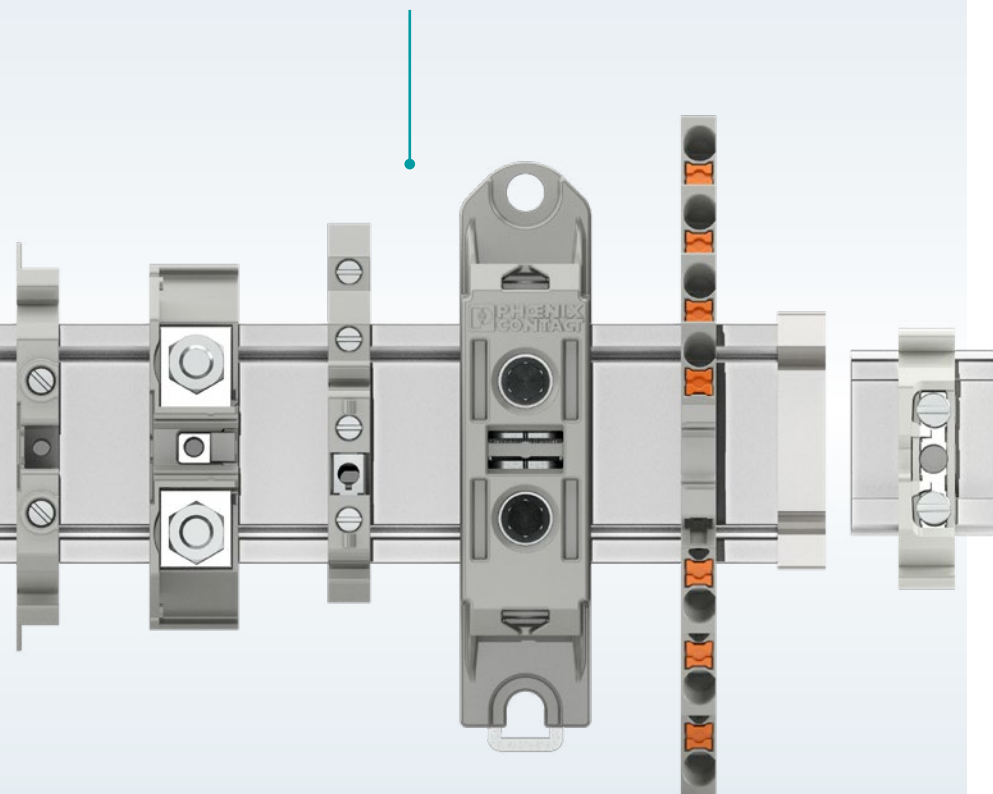
The CLIPLINE complete system provides you with a uniform range of accessories for all connection technologies. The cross-compatibility of this system saves you time and money when creating your terminal strips.

More information starting on page 6

2 Terminal blocks for special fields of application

Most of the terminal blocks that fall into the category of terminal blocks for special fields of application are not part of the CLIPLINE complete system. Due to the lack of cross-compatibility with other terminal blocks, these terminal blocks are assigned to the preferred fields of application. Nevertheless, the terminal blocks still feature a comprehensive range of system accessories.

More information starting on page 102



Contents

CLIPLINE complete	6
Connection technologies and accessories of the terminal block system	8
Push-X terminal blocks	20
Feed-through and multi-conductor terminal blocks	26
Multi-level terminal blocks	34
Disconnect and knife-disconnect terminal blocks	40
Fuse and component terminal blocks	54
Plug-in terminal blocks	64
Installation terminal blocks	72
High-current terminal blocks	82
Miniature and micro terminal blocks	88
Sensor/actuator terminal blocks	94
Transformer terminal blocks	98
Hybrid terminal blocks	104
<hr/>	
Terminal blocks for special fields of application	110
Motor terminals	112
Spring-assisted screw terminal blocks	114
High-temperature terminal blocks	118
Screw terminal blocks for aluminum conductors	120
High-current terminal blocks and connectors with bolt connection	122
Miniature screw terminal blocks	132
Screw terminal blocks for sensors and actuators	136
Shield clamps	142

Comparison of terminal block groups

CLIPLINE complete


With CLIPLINE complete, the unique terminal block system from Phoenix Contact, you can freely select the connection technology.

Irrespective of which connection technology you choose, they can all be freely combined, with the same accessories, thanks to the double function shaft. Various cross-section versions can also be easily combined by using reducing bridges.

In addition to the flexibility of the terminal block system, CLIPLINE complete also provides added value. The bridge, marking, and test accessories are standardized, thus reducing your logistics and storage costs. The terminal block system has been tested and approved for a wide range of national and international approvals. The highest safety standard is achieved through routine testing of the standard CLIPLINE complete

terminal blocks in accordance with the ATEX Directive. These terminal blocks can be used in the Ex e area.

More information starting on page 6



The CLIPLINE complete terminal block system


Terminal blocks for special fields of application

The family of terminal blocks for special fields of application is predominantly made up of terminal blocks that are not part of the CLIPLINE complete terminal block system. The terminal blocks are assigned to their preferred fields of application as they are not cross-compatible and thus do not form a common system. However, the terminal blocks feature specific and comprehensive accessories within the respective subfamily. The terminal blocks are therefore suitable for the professional construction of your systems.

The product portfolio for terminal blocks is very extensive and includes terminal blocks for use at high temperatures, for power supply, sensor/actuator terminal blocks, shield clamps, plus Al/Cu terminal blocks and motor terminals.

In addition to numerous approvals, many of the terminal blocks here are also ATEX-certified and can be used in Ex e potentially explosive areas.

More information starting on page 102



Overview of the product families containing terminal blocks for special fields of application

Differences at a glance

Properties	CLIPLINE complete	Terminal blocks for special fields of application
General		
Free combination of connection technologies	●	
Double function shaft	●	
Standardized system accessories	●	
Standardized bridge accessories	●	●
Standardized marking material	●	●
Standardized test accessories	●	●
Function versions		
Feed-through and multi-conductor terminal blocks	●	●
Multi-level terminal blocks	●	●
Disconnect and knife-disconnect terminal blocks	●	●
Fuse and component terminal blocks	●	
Plug-in terminal blocks	●	
Installation terminal blocks	●	
High-current terminal blocks	●	●
Miniature and micro terminal blocks	●	●
Sensor/actuator terminal blocks	●	●
Transformer terminal blocks	●	●
Hybrid terminal blocks	●	
Motor terminals	●	●
Terminal blocks for aluminum conductors		●
High-temperature terminal blocks		●
Shield clamps		●
Connection technologies		
Push-X connection	●	
Push-in connection	●	
Screw connection	●	●
Spring-cage connection technology	●	
Fast connection	●	
Plug-in connection	●	
Bolt connection	●	●
Spring connection		●

CLIPLINE complete

1

The CLIPLINE complete system provides you with a whole host of different terminal block versions. Simply select the appropriate feed-through terminal blocks and function terminals and combine them, irrespective of the cross-section, using the uniform system accessories.

Feed-through and multi-conductor terminal blocks

The feed-through and multi-conductor terminal blocks are used to connect two or more conductors together. This product family includes two-, three-, and four-conductor terminal blocks as well as potential collective terminals.

More information starting on page 26

Multi-level terminal blocks

The multi-level terminal blocks are used to connect two or more conductors together on multiple levels. This product family includes double-level, three-level, and four-level terminal blocks.

More information starting on page 34

Disconnect and knife-disconnect terminal blocks

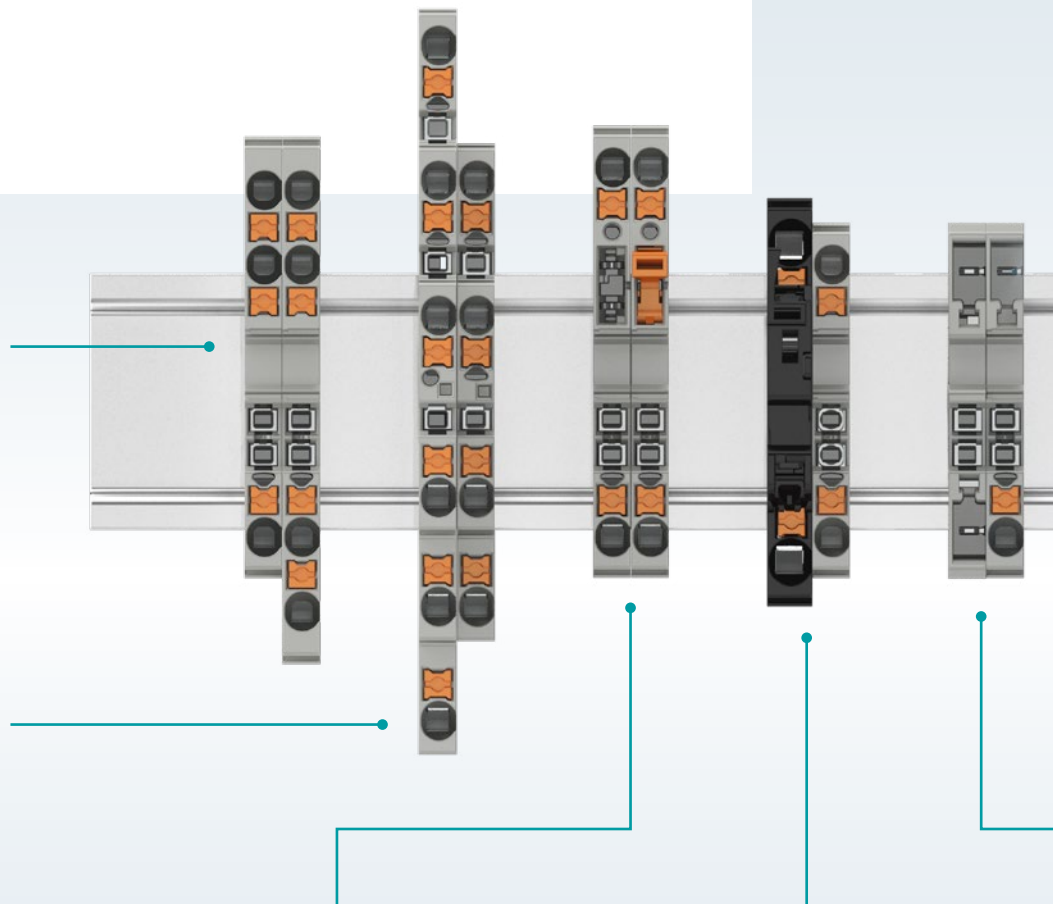
Disconnect terminal blocks enable you to separate signals quickly and easily, without releasing the connected conductors. Fuses and component connectors can also be integrated.

More information starting on page 40

Fuse and component terminal blocks

The fuse terminal blocks enable you to easily implement different fuses. Component terminal blocks are terminal blocks that have integrated or solderable LEDs, blocking diodes, or resistors.

More information starting on page 54



Installation terminal blocks

The terminal blocks provide everything you need when configuring building distributors. The three-phase systems enable simple marshalling. The integrated disconnect slide allows electrical tests to be performed without disconnecting the neutral conductor.

More information starting on page 72

Transformer terminal blocks

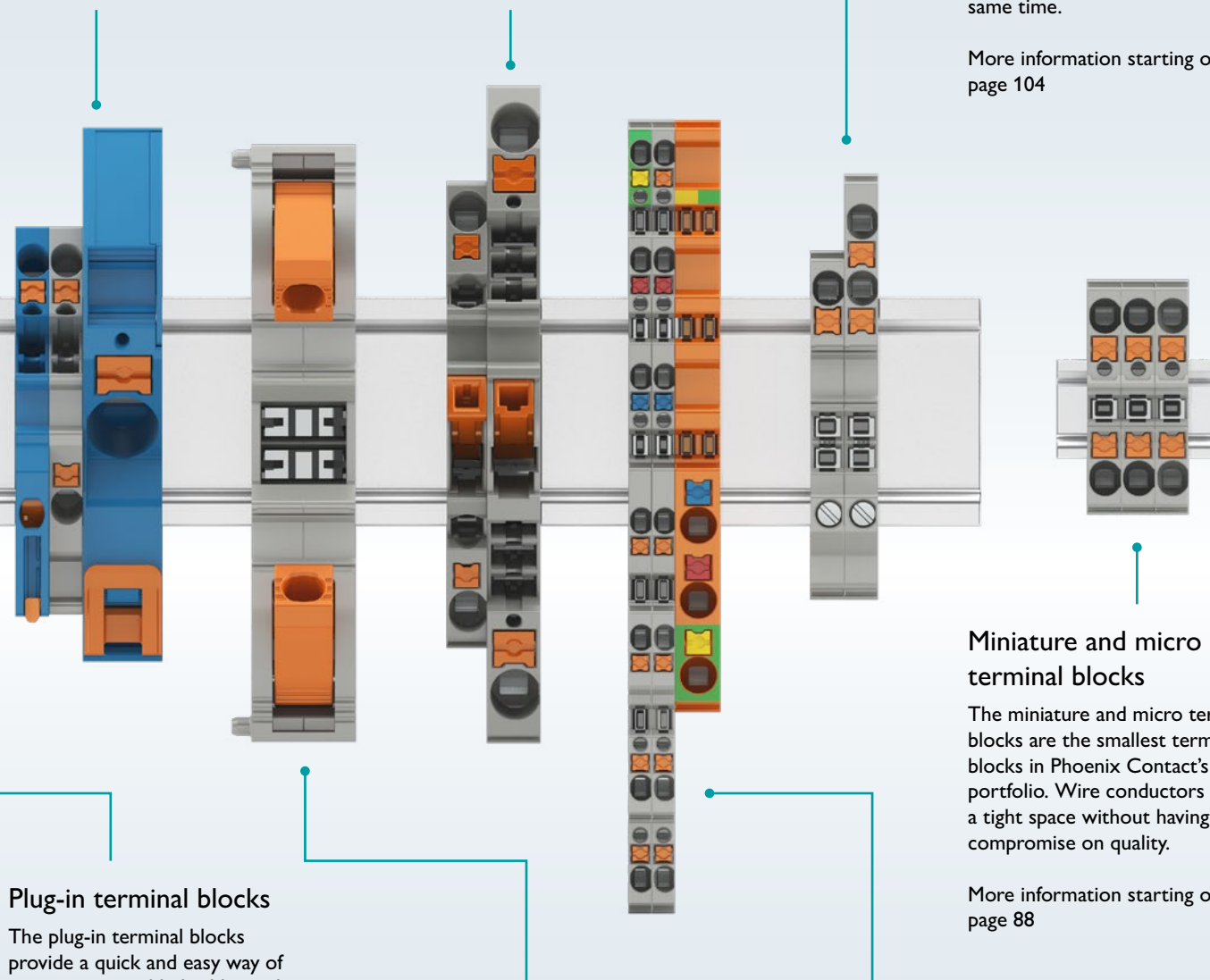
Transformer terminal blocks offer a high degree of convenience for all the necessary test circuits in secondary current transformer circuits. The portfolio consists of disconnect and feed-through terminal blocks, thereby enabling the fast and space-saving integration of your circuits.

More information starting on page 98

Hybrid terminal blocks

Hybrid terminal blocks are terminal blocks that have two connection technologies. You can therefore meet the requirements for the internal and external wiring at the same time.

More information starting on page 104



Plug-in terminal blocks

The plug-in terminal blocks provide a quick and easy way of wiring preassembled cables and cable harnesses. This simplifies automated wiring.

More information starting on page 64

High-current terminal blocks

High-current terminal blocks are designed for a nominal voltage of up to 1,500 V. The terminal blocks are available with a cross-section of up to 240 mm².

More information starting on page 82

Miniature and micro terminal blocks

The miniature and micro terminal blocks are the smallest terminal blocks in Phoenix Contact's portfolio. Wire conductors in a tight space without having to compromise on quality.

More information starting on page 88

Sensor/actuator terminal blocks

The sensor/actuator terminal blocks enable you to wire three- or four-conductor sensors and actuators in just one terminal block. Furthermore, you can wire bipolar initiators and actuators with a terminal block width of just 3.5 mm.

More information starting on page 94


Connection technologies and accessories of the terminal block system

The CLIPLINE complete system features six connection technologies as well as a range of standardized accessories. Thanks to the various connection technologies and the standardized accessories, you can freely select your preferred connection technology.

Push-X connection

The Push-X connection is a tool-free spring connection. The pretensioned contact chamber enables flexible and rigid conductors with and without ferrules to be wired effortlessly and without significant force.

More information starting on page 10



Push-in connection

Push-in connection is a direct plug-in spring connection.

More information starting on page 11

Push-in vertical

Push-in vertical is a Push-in connection with lateral conductor entry.

More information starting on page 11

Screw connection

Screw connection via tension sleeve is a universal connection. Thanks to the special shape, there is an integrated screw locking mechanism.

More information starting on page 12

Plug-in bridges

The terminal block system includes plug-in bridges with up to 50 positions. The range also includes wire bridges, bridge bars, and reducing bridges.

More information starting on page 16

Marking

The marking material for the terminal block system is standardized, thereby enabling it to be used universally.

More information starting on page 19

Test system

The test system comprises alignable test plugs, standardized 2.3 mm test plugs, and various test sockets.

More information starting on page 17

PowerTurn connection


PowerTurn connection is a spring connection for conductors that are between 35 and 185 mm². To ensure secure conductor connection, the spring connection has up to three contact springs.

More information starting on page 14

Fast connection

Fast connection saves you the time spent on conductor pretreatment. When the lever is actuated, the insulation displacement connection cuts into the conductor insulation and thus establishes contact.

More information starting on page 15



Bolt connection

Bolt connection enables the connection of cables with ring and fork-type cable lugs.

More information starting on page 15

Spring-cage connection technology

Spring-cage connection technology enables easy spring connection with the aid of a screwdriver.

More information starting on page 14

Connection technologies of the CLIPLINE complete system

XT and XTV Push-X connection

Connection principle

A new concept in tool-free conductor connection: as opposed to existing Push-in connection technology, Push-X can accommodate all types of conductors with direct wiring without the need for tools or significant force. A pretensioned contact spring lies at the heart of this new technology. This spring enables the connection of rigid and flexible conductors with or without ferrules. Even the smallest flexible conductors trigger the connection. Lightly tapping the release surface inside the clamping chamber causes the conductor to be contacted without any significant effort. By tapping, the contact spring is released and the conductor is contacted at lightning speed and permanently. To guarantee extremely quick and easy wiring, however, the contact chamber must not be triggered on challenging transport routes. To ensure that the clamping chambers remain open until final wiring, our terminal blocks

undergo various normative tests, such as transport simulations and vibration tests. If, contrary to expectations, a terminal block should arrive at the customer site with a triggered terminal point, the clamping chambers can be quickly and easily pretensioned again by actuating the push button. The same method can be used to disconnect already wired conductors.

Material properties

All metal parts of the Push-X terminal blocks are made from corrosion-free materials. The conductive metals are made from high-grade copper alloys. A particular advantage is the low temperature rise due to good electrical conductivity. The surface of the metal parts is protected by lead-free, galvanic nickel or tin plating. The contact force for the Push-X connection is applied by a leg spring made from high-strength chromium-nickel spring steel. The insulating housings of the terminal blocks are made

from recyclable PA 6.6. This elastic plastic with high impact strength is halogen-free and UV-resistant. Further characteristics include good tropical and termite resistance, high chemical resistance, and excellent aging characteristics. Polyamide 6.6 is used for operating temperatures up to 130°C and is certified for flammability rating V0 in accordance with UL 94.

Your advantages


- ✓ High ease of operation thanks to the effortless and tool-free direct-connection technology
- ✓ Quick installation of all types of conductors with and without ferrule
- ✓ Reduced installation times, thanks to the clamping space opened at the factory and the elimination of conductor pretreatment
- ✓ Quick and easy conductor release as well as pretensioning of the contact spring, enabled by the force-guided actuating element



Phoenixcontact.com/
XT-connection-video




Phoenixcontact.com/
XTV-connection-video




Clamping part of an XT terminal block



XT design



Clamping part of an XTV terminal block



XTV design

PT and PTV Push-in connection

Connection principle

The PT and PTV Push-in connection terminal blocks were developed for direct conductor connection. This means that rigid conductors or conductors with ferrules are inserted directly into the terminal block without using any tools. The special spring profile enables the easy insertion of conductors with ferrules starting from 0.34 mm² and rigid conductors up to 16 mm². Larger cross-sections between 35 and 185 mm² can be wired with the PowerTurn spring-cage connection. With the PT and PTV Push-in connection, the contact spring is opened automatically when the conductor is inserted.

This provides the required pressure force against the current bar. The spring is opened by a push button, either to release conductors or to connect flexible conductors without a ferrule, starting from 0.14 mm². This is done easily and without direct contact with live parts.

The button can be operated with all standard screwdrivers. The PT connection technology has been tested and approved for a wide range of approvals. These include, for example, vibration resistance in accordance with railway standard EN 50155 as well as shock and corrosion resistance in accordance with current shipbuilding registers. The connection technology is also certified for process engineering in areas with increased safety (Ex e).

Material properties

All metal parts of the Push-in connection terminal blocks are made from corrosion-free materials. The conductive metals are made from high-grade copper alloys. A particular advantage is the low temperature rise due to good electrical conductivity. The surface of the metal parts is protected by lead-free, galvanic nickel or tin plating. The contact force for the Push-in connection is applied by a leg spring made from


high-strength chromium-nickel spring steel. The insulating housings of the terminal blocks are made from recyclable PA 6.6. This elastic plastic with high impact strength is halogen-free and UV-resistant. Further characteristics include good tropical and termite resistance, high chemical resistance, and excellent aging characteristics. Polyamide 6.6 is used for operating temperatures up to 130°C and is certified for flammability rating V0 in accordance with UL 94.

Your advantages

- ✓ Time-saving conductor connection of pretreated and rigid conductors with tool-free direct-connection technology
- ✓ Convenient insertion with 50% lower insertion force
- ✓ Safe wiring and operation with color-coded push button
- ✓ Easy conductor release without special tools




Phoenixcontact.com/
PT-connection-video




Clamping part of a Push-in terminal block



PT design



PTV design



PTS design

Connection technologies of the CLIPLINE complete system

UT screw connection

Connection principle

The UT screw connection terminal blocks were designed to meet stringent requirements. For more than 80 years, they have proven themselves a billion times over in all manner of applications. An important characteristic is the maintenance-free conductor connection. There is no need to tighten the terminal screws. The screws are prevented from loosening by the Reakdyn principle, a screw locking mechanism developed and patented by Phoenix Contact.

Conductors for Phoenix Contact UT screw connection terminal blocks can be clamped without pretreatment. Splicing protection can also be implemented in the form of ferrules. A special characteristic of the screw clamping body is the multi-conductor connection, which is also often

required. Large conductor cross-sections up to 240 mm² can also be wired gas-tight and with long-term stability thanks to the high contact forces. Screw terminal blocks with test socket screws are also available for special testing tasks. These versions have the suffix P/P.

Material properties

The metal parts of the UT screw connection terminal blocks are made from high-grade, strain-crack-proof, and corrosion-proof copper alloys as a standard feature. This eliminates the possibility of electrolytic corrosion in the presence of moisture and the risk of rusting. The consequences, such as unreliable electrical contacts and/or jammed screws, are also prevented. Another advantage is the low temperature rise due to good electrical

conductivity. The surface of the metal parts is protected by lead-free, galvanic nickel or tin plating.

The insulating housings of the UT screw terminal blocks are made from recyclable PA 6.6. This elastic plastic with high impact strength is halogen-free and UV-resistant. Further characteristics include good tropical and termite resistance, high chemical resistance, and excellent aging characteristics.


Polyamide 6.6 is used for operating temperatures up to 130°C and is certified for flammability rating V0 in accordance with UL 94.

Your advantages


- ✓ Save time and space with multi-conductor connection
- ✓ Maintenance-free due to the Reakdyn principle
- ✓ Save money – with uniform bridge, marking, and test accessories
- ✓ High current conductivity with a wide conductor cross-section range of up to 240 mm²
- ✓ Known and accepted worldwide due to proven screw connection



Phoenixcontact.com/
UT-connection-video



Clamping part of a screw terminal block



UT 2,5 terminal block

COMBI plug-in connection

Connection principle

COMBI plug-in connections are designed for stringent and universal requirements in terms of plug-in capability. The nominal current of the connected conductor is carried through the plug-in contact. The uniform plug-in zone is an important characteristic. Connectors and basic terminal blocks in four connection technologies can be freely combined with each other due to the uniform plug-in zone. The modular structure also enables individual self-assembly of the plugs and the couplings.

All kinds of copper conductors can be connected without pretreatment. Splicing protection can also be implemented in the form of ferrules.

COMBI connectors in all connection technologies provide a large amount of

space. This makes it possible to wire conductors with ferrules and insulating collars with a nominal cross-section.

Material properties

All metal parts of the COMBI connectors are made from corrosion-free materials. The distinction between the electrical and mechanical functions is a particular advantage. The conductive metals are made from high-grade copper alloys. The surface of the metal parts is protected by lead-free, galvanic nickel or tin plating. The high current carrying capacity of the contact is achieved by an integrated reinforced spring contact made from high-strength chromium-nickel spring steel. The insulating housings of the COMBI connectors are made from recyclable PA 6.6. This elastic plastic with high impact strength is halogen-free and


UV-resistant. Further characteristics include good tropical and termite resistance, high chemical resistance, and excellent aging characteristics. Polyamide 6.6 is used for operating temperatures up to 130°C and is certified for flammability rating V0 in accordance with UL 94.

Your advantages


- ✓ Powerful plug-in contact enables nominal currents up to 41 A and nominal voltages up to 1,000 V
- ✓ High level of safety with the touch-proof connector design
- ✓ Protection against mismatching with individual coding options
- ✓ Vibration-resistant, thanks to optional latching accessories
- ✓ Complete flexibility with connectors designed for self-assembly



Phoenixcontact.com/
COMBI-connection-video



Clamping part of a plug-in terminal block



ST 2,5/2P terminal block

Connection technologies of the CLIPLINE complete system

ST spring-cage connection technology

ST spring-cage terminal blocks were developed for universal spring-loaded conductor contacting. The contact force is independent of the user and creates a vibration-resistant, gas-tight connection with long-term stability. The terminal point is opened with a standard screwdriver. After the conductor has been inserted into the clamping space, the screwdriver is removed and the conductor automatically makes contact.

The front connection, with the conductor and screwdriver coming from the same direction in parallel, ensures convenient operation.

All kinds of copper conductors up to 35 mm² can be clamped without pretreatment. Splicing protection can also be implemented in the form of ferrules.

Spring-cage terminal blocks from Phoenix Contact provide a large insertion space. This makes it possible for conductors with the nominal cross-section to be wired even if fitted with ferrules or insulating collars.

Your advantages

- ✓ No restriction on cross-sections when using conductors with ferrules
- ✓ Lower logistics costs, thanks to uniform accessories
- ✓ Comprehensive range of accessories: standardized for bridging, testing, and marking



Phoenixcontact.com/
ST-connection-video



Clamping part of a spring-cage terminal block

PowerTurn connection

The PowerTurn connection was developed for the PTPOWER high-current terminal blocks.

The connection consists of up to three terminal springs and an orange lever for clamping and releasing the connection. PowerTurn connection technology is particular suitable for conductor cross-sections between 16 and 185 mm². The terminal blocks are supplied with an open clamping space, enabling immediate

wiring. Conductor connection is designed to be quick and easy. After the terminal block is snapped onto the DIN rail, insert the conductors in the open connection area and close the orange lever. When closing the lever, make sure that you do not actuate the screwdriver in the upper shaft area; only do this when it is inserted completely in the lever. You can check for proper closing by the three congruent profiles on the housing and the levers. To release the


connection, insert the screwdriver into the lever opening again as far as possible. Now open the connection chamber by moving the lever towards the middle of the terminal block. The clamping space is not completely open until a click can be heard clearly. Even in the open end position, the three profiles are congruent on the lever and the terminal block.

Your advantages

- ✓ Quick and easy connection, thanks to the convenient lever technology
- ✓ Secure connection indicated by a visual and audible signal
- ✓ Quick determination of the terminal block state based on the lever position



Phoenixcontact.com/
power-turn-connection-
video



Clamping part of a PTPOWER high-current terminal block

QT fast connection

The QT QUICKON terminal blocks were designed for fast conductor connection. With this connection technology, it is no longer necessary to strip or to fit splicing protection. To contact the conductors, you just need to cut the conductors to length, insert them, and lock the lever by actuating it with a screwdriver. By turning the lever, the conductor insulation is cut open, displaced, and the conductor is securely engaged in the end position where

it makes extensive, gas-tight contact. Due to the simplicity of the connection and because there is no need for conductor pretreatment, you significantly reduce the wiring time. Rigid and flexible conductors from 0.25 to 2.5mm² can be wired without aids. The high quality of the QUICKON fast connection is demonstrated among other things by the fact that this connection is certified in accordance with the standard for Ex e applications.

Your advantages

- ✓ Time savings of up to 60% during connection as no conductor pretreatment is required
- ✓ Reliable setting of the switching states with the snap-on swiveling lever
- ✓ Comprehensive range of accessories: standardized for bridging, testing, and marking



Phoenixcontact.com/
QT-connection-video



Clamping part of a fast-connection terminal block

RT bolt connection

The RT bolt connection terminal blocks have been developed with a robust design and for the convenient wiring of ring cable lugs. An important characteristic is the hinged cover with captive cap nut. This ensures quick and easy ring cable lug wiring. The integrated screw locking mechanism in the form of a spring retainer guarantees safe use, even in applications that are subject to shock and vibration.


All ring cable lugs can be connected in accordance with DIN 46234, DIN 46235, or DIN 46237. A special characteristic of the bolt connection is the often-required multi-conductor connection, on which up to four cable lugs can be connected per bolt. Safe wiring of all kinds of conductors up to 300 mm² with long-term stability.

Your advantages

- ✓ Considerable conductor pull-out forces due to high contact force and large contact surfaces
- ✓ Safety for users, thanks to integrated touch protection
- ✓ Quick ring cable lug wiring due to the hinged cover



Phoenixcontact.com/
RT-connection-video



Clamping part of a bolt connection terminal block

Accessories of the CLIPLINE complete system

Flexible plug-in bridge system

One plug-in bridge for all connection technologies. To enable fast and individual potential distribution, the terminal blocks in the CLIPLINE complete system have two function shafts. They are arranged in a line across all the terminal blocks, allowing the connection technologies to be combined.

Standardized plug-in bridges

The 2- to 50-pos. plug-in bridges allow you to save time when carrying out any potential bridging tasks. The pincer design means that the plug-in bridges fit securely in the function shaft and can only be released with the aid of a screwdriver. If you need to shorten the plug-in bridge, just use a standard diagonal cutter. To ensure that maximum safety is still maintained in terms of touch protection, plug-in bridges -5 and -6 have special caps (FBSC) for closing the open bridge side. For bridging between non-adjacent terminal blocks, the individual contacts can also be removed using a diagonal cutter. We recommend using our CUTFOX-FBS cutting tool for this, which was specifically designed for this application. A marking segment has been incorporated on the top of the bridge to indicate that contacts have been skipped. You can simply mark the contact points accordingly with a pen.

Short-circuit plugs



In addition to standard plug-in bridges, the bridging system includes short-circuit plugs with an extraction tool (FBSRH). The extraction tool allows you to easily remove the plug without using an additional tool. These bridges are particularly useful for testing applications where the plug-in bridge is not plugged in for permanent use.

Reducing bridges

Reducing bridges enable you to connect various terminal blocks in different cross-sections. For example, you can connect terminal blocks with a 6 mm² cross-section to 2.5 mm² terminal blocks. This provides a clever way to integrate feed-in into your control cabinet.

Bridge bars

The plug-in bridge bars are of particular interest for transformer circuits. The bridge bars can be quickly and easily connected and disconnected, without having to remove the bridge. The bridges create a quick, removable connection between adjacent terminal blocks.



Test system

The CLIPLINE complete system includes a comprehensive range of test accessories. All test plugs and test sockets make contact in the freely accessible function shaft or in the test points intended for this purpose.

2.3 mm test plugs

To simplify the testing of individual measuring cables, the standardized test system has various colored test plugs with a diameter of 2.3 mm. The contact of the plug is split into four slightly bent contact pins. A kind of spring suspension has thus been integrated. This means that the elastically deformed pins clamp securely in the function shaft or the test point.



Test adapters

In addition to the simple 2.3 mm test plugs, the test system includes test adapters. They come in a wide selection of forms and colors, with the right test adapter available for every field of application. The test adapters use the pincer system of the standard plug-in bridges and can therefore only be clamped in the function shaft.

Alignable test adapters

In addition to the individual test adapters, the system also includes alignable test adapters. They also use the pincer system of the standard plug-in bridges and can therefore also only be clamped in the function shaft. Due to their design, the

adapters can be aligned without requiring any additional accessories. Spacer plates are available so that you can skip a slot. The test adapters can thus be assembled individually and optimally adapted to your test laboratory.



Test accessories of the CLIPLINE complete system

Connection technologies of the CLIPLINE complete system

LPS service connectors

The LPS service connectors are suitable for a variety of testing applications. The service connectors are equipped with LP lever connection technology, making repeat wiring quick and easy. The contact springs have a silver-plated surface to ensure that the connectors provide consistent and long-lasting quality. In addition, the connectors are designed so that they can be inserted into the multifunction slot over and over again without requiring a great deal of force.

These two properties guarantee that the LPS connectors are suitable for at least 200 insertion cycles before they have to be replaced. The LPS connectors are available as single connectors as well as modular versions. To ensure a tight fit, no more than 10 modular connectors should be used in a row. The nominal data is the same for all versions. The nominal cross-section is 2.5 mm², with a rated voltage of 800 V and a rated current of 24 A after derating.

Your advantages

- ✓ Maximum handling convenience – the lever technology enables fast and effort-saving wiring
- ✓ High-level flexibility – connection of different conductor types with and without ferrules
- ✓ Quick installation – simple integration into the function shaft of the terminal blocks
- ✓ Long-lasting – up to 200 insertion cycles with the robust, silver-plated connection zone



LPO load-contact connectors

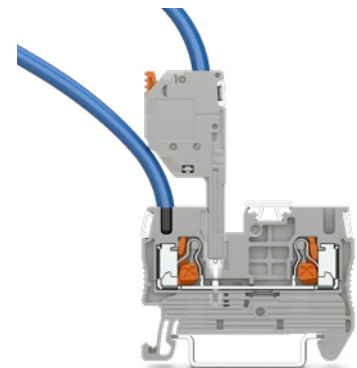
The new LPO load-contact connectors enable the simple integration of additional load contacts via the function shaft of the terminal blocks. With this simple integration, the LPO connectors feature a great advantage, especially with regard to design changes in switchgear. Instead of having to retrofit the switchgear with new terminal strips, the LPO connectors make it easy to integrate additional load contacts. To ensure that the load contacts

are also suitable as a permanent solution, the contact spring is designed so that the LPO connectors latch firmly into the multifunction shaft. This means that the connectors withstand high tensile forces and can only be released again with increased force. The connectors are also equipped with LP lever technology to ensure easy handling when installing conductors. The LPO connectors are available as single connectors as well as modular versions.

To ensure a tight fit, no more than three modular connectors should be used in a row. The nominal data is the same for all versions. The nominal cross-section is 2.5 mm², with a rated voltage of 800 V and a rated current of 24 A after derating.

Your advantages

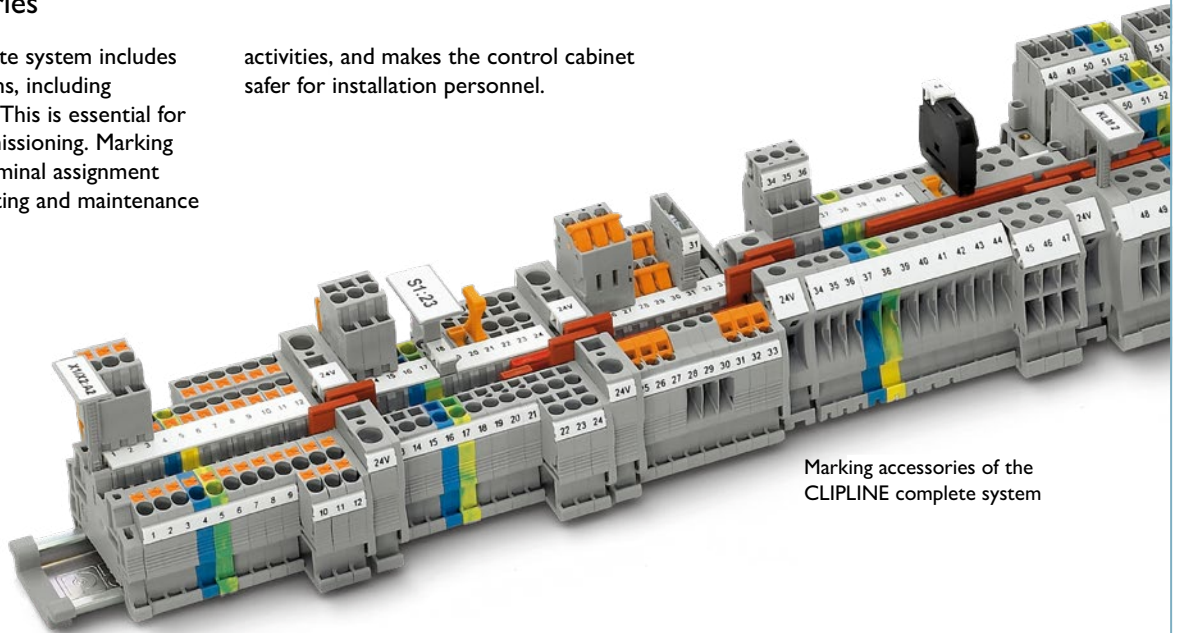
- ✓ Maximum handling convenience – the lever technology enables fast and effort-saving wiring
- ✓ High-level flexibility – connection of different conductor types with and without ferrules
- ✓ Quick installation – simple integration into the function shaft of the terminal blocks
- ✓ Secure connection – the design of the connectors enables a durable and robust connection



Marking accessories

The CLIPLINE complete system includes various marking options, including large-surface marking. This is essential for clear wiring and commissioning. Marking simplifies wire and terminal assignment when carrying out testing and maintenance

activities, and makes the control cabinet safer for installation personnel.



Marking accessories of the CLIPLINE complete system

Group and terminal strip marking

Optional snap-on, large-surface marker carriers are available for group and terminal strip marking. In conjunction with the corresponding marking accessories, they support quick and easy identification of the individual modules.

Terminal marking

In addition to terminal strip marking, the system also includes numerous marking materials for the individual terminals and terminal points.

Warning labels


In addition to marking terminal points, the portfolio also includes warning labels. Warning labels can be used to identify circuits that carry current despite the actuation of the main circuit breaker, for example.

Wire marking

In addition to marking material for terminal strips, the marking system features numerous types of wire markings. This further simplifies the assignment of wires and terminal points.

Printing systems

Do you want to mark your marking material yourself? No problem. Along with the option of ordering custom-marked marking materials, Phoenix Contact also offers various printing systems.




Marking accessories of the CLIPLINE complete system

CLIPLINE complete

Push-X terminal blocks

The XT and XTV terminal blocks feature Push-X technology. The new technology enables the tool-free connection of rigid and flexible conductors with and without ferrules. Due to the pretensioned contact chamber, the conductors can be wired in a time-saving and almost force-free manner. Snap on the terminal blocks, strip the conductors, plug them in effortlessly, and you're done.






The terminal blocks with the nominal cross-section of 2.5 and 4 mm² are equipped with a frontal conductor connection. For the nominal cross sections 6, 10, and 16 mm², the lateral connection was selected due to the bending radii.



Your advantages











- ✓ High ease of operation thanks to the almost effortless and tool-free direct-connection technology
- ✓ Quick installation of all types of conductors with and without ferrule
- ✓ Reduced installation times, thanks to the clamping space opened at the factory and the elimination of conductor pretreatment
- ✓ Quick and easy conductor release as well as pretensioning of the contact spring, enabled by the force-guided actuating element









Push-X technology

Feed-through terminal blocks (2-conductor)				Connection method versions		
				Technology	Type	Item no.
 <p>new</p>	Type	Item no.	XT 2,5	1343106		
	Connection technology		Push-X connection			
	Blue housing version		XT 2,5 BU	1343114		
	PE version		XT 2,5-PE	1343116		
	Current / voltage		24 A / 800 V			
	Cross-section range (IEC//AWG)		0.75 mm ² ...4 mm ² // 18...12			
 <p>new</p>	Type	Item no.	XT 4	1343174		
	Connection technology		Push-X connection			
	Blue housing version		XT 4 BU	1343178		
	PE version		XT 4-PE	1343195		
	Current / voltage		32 A / 800 V			
	Cross-section range (IEC//AWG)		0.75 mm ² ...6 mm ² // 20...10			
	Type	Item no.	XTV 6	1329493		
	Connection technology		Push-X connection			
	Blue housing version		XTV 6 BU	1329494		
	PE version		XTV 6-PE	1329495		
	Current / voltage		41 A / 1000 V			
	Cross-section range (IEC//AWG)		1.5 mm ² ...10 mm ² // 14...8			
	Type	Item no.	XTV 10	1329547		
	Connection technology		Push-X connection			
	Blue housing version		XTV 10 BU	1329549		
	PE version		XTV 10-PE	1329550		
	Current / voltage		57 A / 1000 V			
	Cross-section range (IEC//AWG)		2.5 mm ² ...16 mm ² // 12...6			
	Type	Item no.	XTV 16	1329672		
	Connection technology		Push-X connection			
	Blue housing version		XTV 16 BU	1329673		
	PE version		XTV 16-PE	1329674		
	Current / voltage		76 A / 1000 V			
	Cross-section range (IEC//AWG)		4 mm ² ...25 mm ² // 10...4			

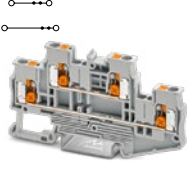





The XT 4... terminal blocks will not be available until fall 2023.
 The technical data as well as the appearance of the terminal blocks may therefore vary slightly.

Push-X technology

Multi-conductor terminal blocks (3-conductor)					Connection method versions			
					Technology	Type	Item no.	
   new	Type	Item no.	XT 2,5-TWIN	1343117				
	Connection technology		Push-X connection					
	Blue housing version		XT 2,5-TWIN BU	1343121				
	PE version		XT 2,5-TWIN-PE	1343123				
	Current / voltage		24 A / 800 V					
	Cross-section range (IEC//AWG)		0.75 mm ² ...4 mm ² // 18...12					
   new	Type	Item no.	XT 4-TWIN	1343199				
	Connection technology		Push-X connection					
	Blue housing version		XT 4-TWIN BU	1343205				
	PE version		XT 4-TWIN-PE	1343206				
	Current / voltage		32 A / 800 V					
	Cross-section range (IEC//AWG)		0.75 mm ² ...6 mm ² // 20...10					
 	Type	Item no.	XTV 6-TWIN	1329499				
	Connection technology		Push-X connection					
	Blue housing version		XTV 6-TWIN BU	1329506				
	PE version		XTV 6-TWIN-PE	1329507				
	Current / voltage		41 A / 1000 V					
	Cross-section range (IEC//AWG)		1.5 mm ² ...10 mm ² // 14...8					
 	Type	Item no.	XTV 10-TWIN	1329603				
	Connection technology		Push-X connection					
	Blue housing version		XTV 10-TWIN BU	1329605				
	PE version		XTV 10-TWIN-PE	1329606				
	Current / voltage		57 A / 1000 V					
	Cross-section range (IEC//AWG)		2.5 mm ² ...16 mm ² // 12...6					


Multi-conductor terminal blocks (4-conductor)					Connection method versions			
					Technology	Type	Item no.	
   new	Type	Item no.	XT 2,5-QUATTRO	1343129				
	Connection technology		Push-X connection					
	Blue housing version		XT 2,5-QUATTRO BU	1343130				
	PE version		XT 2,5-QUATTRO-PE	1343137				
	Current / voltage		24 A / 800 V					
	Cross-section range (IEC//AWG)		0.75 mm ² ...4 mm ² // 18...12					
   new	Type	Item no.	XT 4-QUATTRO	1343211				
	Connection technology		Push-X connection					
	Blue housing version		XT 4-QUATTRO BU	1343213				
	PE version		XT 4-QUATTRO-PE	1343219				
	Current / voltage		32 A / 800 V					
	Cross-section range (IEC//AWG)		0.75 mm ² ...6 mm ² // 20...10					
 	Type	Item no.	XTV 6-QUATTRO	1329511				
	Connection technology		Push-X connection					
	Blue housing version		XTV 6-QUATTRO BU	1329512				
	PE version		XTV 6-QUATTRO-PE	1329513				
	Current / voltage		41 A / 1000 V					
	Cross-section range (IEC//AWG)		1.5 mm ² ...10 mm ² // 14...8					


Push-X technology



Double-level terminal blocks				Connection method versions		
				Technology	Type	Item no.
 <p>new</p>	Type	Item no.	XTTB 2,5	1453789		
	Connection technology		Push-X connection			
	Blue housing version		XTTB 2,5 BU	1453899		
	PE version		XTTB 2,5-PE	1453897		
	Current / voltage		22 A / 800 V			
	Cross-section range (IEC//AWG)		0.75 mm ² ...4 mm ² // 18...12			
 <p>new</p>	Type	Item no.	XTTB 4	1453885		
	Connection technology		Push-X connection			
	Blue housing version		XTTB 4 BU	1453884		
	PE version		XTTB 4-PE	1453883		
	Current / voltage		28 A / 500 V			
	Cross-section range (IEC//AWG)		0.75 mm ² ...6 mm ² // 20...10			
 <p>new</p>	Type	Item no.	XTTB 2,5-PV	1453890		
	Connection technology		Push-X connection			
	Current / voltage		22 A / 800 V			
	Cross-section range (IEC//AWG)		0.75 mm ² ...4 mm ² // 18...12			
 <p>new</p>	Type	Item no.	XTTB 4-PV	1453882		
	Connection technology		Push-X connection			
	Current / voltage		30 A / 500 V			
	Cross-section range (IEC//AWG)		0.75 mm ² ...6 mm ² // 20...10			
Basic disconnect terminal blocks				Connection method versions		
				Technology	Type	Item no.
 <p>new</p>	Type	Item no.	XT 2,5-TG	1462719		
	Connection technology		Push-X connection			
	Current / voltage		20 A / 500 V			
	Cross-section range (IEC//AWG)		0.75 mm ² ...4 mm ² // 18...12			
 <p>new</p>	Type	Item no.	XT 4-TG	1481424		
	Connection technology		Push-X connection			
	Current / voltage		20 A / 500 V			
	Cross-section range (IEC//AWG)		0.75 mm ² ...6 mm ² // 20...10			


The XT 4... terminal blocks will not be available until fall 2023. The technical data as well as the appearance of the terminal blocks may therefore vary slightly.

Push-X technology

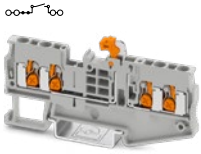
Basic disconnect terminal blocks (3-conductor)				Connection method versions		
				Technology	Type	Item no.
 <p>new</p>	Type	Item no.	XT 2,5-TWIN-TG	1462724		
	Connection technology		Push-X connection			
	Current / voltage		20 A / 500 V			
	Cross-section range (IEC//AWG)		0.75 mm ² ...4 mm ² // 18...12			


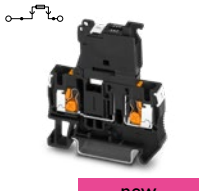


Basic disconnect terminal blocks (4-conductor)				Connection method versions		
				Technology	Type	Item no.
 <p>new</p>	Type	Item no.	XT 2,5-QUATTRO-TG	1462727		
	Connection technology		Push-X connection			
	Current / voltage		20 A / 500 V			
	Cross-section range (IEC//AWG)		0.75 mm ² ...4 mm ² // 18...12			

Knife-disconnect terminal blocks				Connection method versions		
				Technology	Type	Item no.
 <p>new</p>	Type	Item no.	XT 2,5-MT	1462716		
	Connection technology		Push-X connection			
	Blue housing version		XT 2,5-MT BU	1462717		
	Current / voltage		20 A / 500 V			
	Cross-section range (IEC//AWG)		0.75 mm ² ...4 mm ² // 18...12			
 <p>new</p>	Type	Item no.	XT 4-MT	1481422		
	Connection technology		Push-X connection			
	Blue housing version		XT 4-MT BU	1481423		
	Current / voltage		20 A / 500 V			
	Cross-section range (IEC//AWG)		0.75 mm ² ... 6 mm ² // 20...10			

Knife-disconnect terminal blocks (3-conductor)				Connection method versions		
				Technology	Type	Item no.
 <p>new</p>	Type	Item no.	XT 2,5-TWIN-MT	1462720		
	Connection technology		Push-X connection			
	Blue housing version		XT 2,5-TWIN-MT BU	1462721		
	Current / voltage		20 A / 500 V			
	Cross-section range (IEC//AWG)		0.75 mm ² ...4 mm ² // 18...12			

Push-X technology

Knife-disconnect terminal blocks (4-conductor)					Connection method versions		
					Technology	Type	Item no.
 <p>new</p>	Type	Item no.	XT 2,5-QUATTRO-MT	1462725			
	Connection technology	Push-X connection					
	Blue housing version	Item no.	XT 2,5-QUATTRO-MT BU	1462726			
	Current / voltage	20 A / 500 V					
	Cross-section range (IEC//AWG)	0.75 mm ² ...4 mm ² // 18...12					


Fuse terminal blocks					Connection method versions		
					Technology	Type	Item no.
 <p>new</p>	Type	Item no.	XT 4-HESI (5X20)	1481426			
	Connection technology	Push-X connection					
	Current / voltage	6.3 A / 500 V					
	Cross-section range (IEC//AWG)	0.75 mm ² ...6 mm ² // 20...10					
 <p>new</p>	Type	Item no.	XT 4-HESILED 60 (5X20)	1481427			
	Connection technology	Push-X connection					
	Current / voltage	6.3 A / 60 V					
	Cross-section range (IEC//AWG)	0.75 mm ² ...6 mm ² // 20...10					
 <p>new</p>	Type	Item no.	XT 4-HESILED 24 (5X20)	1481428			
	Connection technology	Push-X connection					
	Current / voltage	6.3 A / 24 V					
	Cross-section range (IEC//AWG)	0.75 mm ² ...6 mm ² // 20...10					
 <p>new</p>	Type	Item no.	XT 4-HESILA 250 (5X20)	1481429			
	Connection technology	Push-X connection					
	Current / voltage	6.3 A / 250 V					
	Cross-section range (IEC//AWG)	0.75 mm ² ...6 mm ² // 20...10					

The XT 4... terminal blocks will not be available until fall 2023. The technical data as well as the appearance of the terminal blocks may therefore vary slightly.

CLIPLINE complete

Feed-through and multi-conductor terminal blocks

The feed-through terminal blocks, multi-conductor terminal blocks, and potential collective terminals are suitable for the simple and space-saving connection of two or more conductors. The terminal blocks are characterized by their flexible bridgeability and optimum marking options. The terminal blocks allow you to install conductors between 0.14 and 50 mm².



Your advantages


- ✓ Space-saving terminal strip configuration, thanks to the compact terminal block design
- ✓ Easy and clear potential distribution due to the standardized system accessories
- ✓ Universally application, for conductor cross-sections between 0.14 and 50 mm²

Overview of terminal block versions

Feed-through terminal blocks

Feed-through terminal blocks are a universal solution in the control cabinet. The terminal blocks feature two terminal points and a compact design. The large cross-section range of the terminal blocks allows for use in every application. The nominal cross-sections of the terminal blocks mean that various conductor cross-sections can be accommodated.

For example, the nominal cross-section of 2.5 mm² is designed for conductor cross-sections between 0.14 and 4 mm². This facilitates fast and cost-effective wiring.




PT 2,5 feed-through terminal blocks

Multi-conductor terminal blocks

Even more compact wiring is possible with multi-conductor terminal blocks. Multi-conductor terminal blocks are feed-through terminal blocks with three or four connection points that are all routed via the same busbar. This allows you to connect up to four conductors with individual wiring per terminal block.

The design of the terminal blocks means that fewer terminal blocks and supply lines are required for the wiring. Along with an improved overview, this also enables wiring or potential distribution in tight spaces.



PT 2,5-TWIN multi-conductor terminal blocks

Ground terminals

Feed-through and multi-conductor terminal blocks often have PE terminals that are the same shape. These terminals have the suffix -PE. The green-yellow terminals conform to standard IEC 60947-7-2 and are connected to the DIN rail by means of a metal PE foot. The connection between the terminal points and the DIN rail is established automatically when the terminals are snapped on.



PT 2,5-PE ground terminals with metal PE foot


Product overview for feed-through and multi-conductor terminal blocks

Potential collective terminals





The compact potential collective terminals offer you a wide range of application options.

The space-saving design of the terminals enables potential distribution or collection in a small amount of space. You can bridge the terminals using standard plug-in bridges from the CLIPLINE complete system.











Testing is performed via the 2.3 mm standard test point. A large-surface marking option is available for each terminal point.



PT 35/4X6/6X2,5 potential collective terminals

Feed-through terminal blocks (2-conductor)					Connection method versions		
					Technology	Type	Item no.
	Type	Item no.	PT 1,5/S	3208100	Push-in connection Spring-cage connection Fast connection	PTS 1,5/S ST 1,5 QTC 1,5	3214547 3031076 3205019
	Connection technology		Push-in connection				
	Blue housing version		PT 1,5/S BU	3208126			
	PE version		PT 1,5/S-PE	3208139			
	Current / voltage		17.5 A / 500 V				
	Cross-section range (IEC//AWG)		0.14 mm ² ... 1.5 mm ² // 26 ... 14				
	Type	Item no.	PT 2,5	3209510	Push-in connection Push-in connection Screw connection Spring-cage connection Fast connection	PTV 2,5 PTS 2,5 UT 2,5 ST 2,5 QTC 2,5	1078960 3211799 3044076 3031212 3206416
	Connection technology		Push-in connection				
	Blue housing version		PT 2,5 BU	3209523			
	PE version		PT 2,5-PE	3209536			
	Current / voltage		24 A / 800 V				
	Cross-section range (IEC//AWG)		0.14 mm ² ... 4 mm ² // 26 ... 12				
	Type	Item no.	PT 4	3211757	Push-in connection Push-in connection Screw connection Spring-cage connection	PTV 4 PTS 4 UT 4 ST 4	1088728 3213601 3044102 3031364
	Connection technology		Push-in connection				
	Blue housing version		PT 4 BU	3211760			
	PE version		PT 4-PE	3211766			
	Current / voltage		32 A / 800 V				
	Cross-section range (IEC//AWG)		0.2 mm ² ... 6 mm ² // 24 ... 10				
	Type	Item no.	PT 6	3211813	Push-in connection Screw connection Spring-cage connection	PTV 6 UT 6 ST 6	1116734 3044131 3031487
	Connection technology		Push-in connection				
	Blue housing version		PT 6 BU	3211819			
	PE version		PT 6-PE	3211822			
	Current / voltage		41 A / 1000 V				
	Cross-section range (IEC//AWG)		0.5 mm ² ... 10 mm ² // 20 ... 8				

Product overview for feed-through and multi-conductor terminal blocks

Feed-through terminal blocks (2-conductor)					Connection method versions			
					Technology	Type	Item no.	
	Type	Item no.	PT 10	3212120	Screw connection	UT 10	3044160	
	Connection technology		Push-in connection					
	Blue housing version		PT 10 BU	3212123				
	PE version		PT 10-PE	3212131				
	Current / voltage		57 A / 1000 V					
	Cross-section range (IEC//AWG)		0.5 mm ² ... 16 mm ² // 20 ... 6					
		Type	Item no.	PT 16 N	3212138	Screw connection	UT 16	3044199
		Connection technology		Push-in connection				
		Blue housing version		PT 16 N BU	3212142			
		PE version		PT 16 N-PE	3212147			
Current / voltage			76 A / 1000 V					
	Cross-section range (IEC//AWG)		0.5 mm ² ... 25 mm ² // 20 ... 4					
		Type	Item no.	UT 35	3044225	Spring-cage connection	ST 35	3036178
		Connection technology		Screw connection				
		Blue housing version		UT 35 BU	3044238			
		PE version		UT 35-PE	3044241			
Current / voltage			125 A / 1000 V					
	Cross-section range (IEC//AWG)		1.5 mm ² ... 50 mm ² // 16 ... 1/0					
		Type	Item no.	RT 3	3049013	Bolt connection		
		Connection technology		Bolt connection				
		Blue housing version		RT 3 BU	3049110			
		PE version		RT 3-PE	3049411			
Current / voltage			24 A / 1000 V					
Bolt diameter			3 mm					
	Cross-section of cable lug connection		0.5 mm ² ... 2.5 mm ²					
		Type	Item no.	RTO 3	3049518	Bolt connection		
		Connection technology		Bolt connection				
		Blue housing version		RTO 3 BU	3049660			
		PE version		RTO 3-PE	3049615			
		Current / voltage		24 A / 1000 V				
Bolt diameter			3 mm					
	Cross-section of cable lug connection		0.5 mm ² ... 2.5 mm ²					





Important note



The technical data in the product tables relates to the specified reference item. It may differ slightly for connection versions in some cases.

You will find the exact and complete data for the individual items in our online shop. There is also a list of corresponding accessories provided for each item.



Product overview for feed-through and multi-conductor terminal blocks

Feed-through terminal blocks (2-conductor)					Connection method versions		
					Technology	Type	Item no.
	Type	Item no.	RT 5	3049026			
	Connection technology		Bolt connection				
	Blue housing version		RT 5 BU	3049123			
	PE version		RT 5-PE	3049424			
	Current / voltage		41 A / 1000 V				
	Bolt diameter		5 mm				
	Type	Item no.	RTO 5	3049521			
	Connection technology		Bolt connection				
	Blue housing version		RTO 5 BU	3049767			
	PE version		RTO 5-PE	3049628			
	Current / voltage		41 A / 1000 V				
	Bolt diameter		5 mm				
	Type	Item no.	RT 8	3049042			
	Connection technology		Bolt connection				
	Blue housing version		RT 8 BU	3049148			
	Current / voltage		125 A / 1000 V				
	Bolt diameter		8 mm				
	Cross-section of cable lug connection		2.5 mm ² ... 35 mm ²				
	Type	Item no.	RTO 8	3049343			
	Connection technology		Bolt connection				
	Blue housing version		RTO 8 BU	3049864			
	Current / voltage		125 A / 1000 V				
	Bolt diameter		8 mm				
	Cross-section of cable lug connection		2.5 mm ² ... 35 mm ²				











Multi-conductor terminal blocks (3-conductor)					Connection method versions		
					Technology	Type	Item no.
	Type	Item no.	PT 1,5/S-TWIN	3208155			
	Connection technology		Push-in connection				
	Blue housing version		PT 1,5/S-TWIN BU	3208168			
	PE version		PT 1,5/S-TWIN-PE	3208171			
	Current / voltage		17.5 A / 500 V				
	Cross-section range (IEC//AWG)		0.14 mm ² ... 1.5 mm ² // 26 ... 14				
	Type	Item no.	PT 2,5-TWIN	3209549			
	Connection technology		Push-in connection				
	Blue housing version		PT 2,5-TWIN BU	3209552			
	PE version		PT 2,5-TWIN-PE	3209565			
	Current / voltage		24 A / 800 V				
	Cross-section range (IEC//AWG)		0.14 mm ² ... 4 mm ² // 26 ... 12				
	Push-in connection	PTS 2,5-TWIN	1078966				
	Push-in connection	PTS 2,5-TWIN	3211896				
	Screw connection	UT 2,5-TWIN	3044513				
	Spring-cage connection	ST 2,5-TWIN	3031241				
Spring-cage connection	STS 2,5-TWIN	3031720					
Fast connection	QTC 2,5-TWIN	3206445					



Product overview for feed-through and multi-conductor terminal blocks

1






2


CLIPLINE complete | Feed-through and multi-conductor terminal blocks

Multi-conductor terminal blocks (3-conductor)					Connection method versions		
					Technology	Type	Item no.
 	Type	Item no.	PT 4-TWIN	3211771	Push-in connection Push-in connection Push-in connection Screw connection Spring-cage connection	PTV 4-TWIN PTS 4-TWIN UT 4-TWIN ST 4-TWIN	1088731 3213604 3044364 3031393
	Connection technology		Push-in connection				
	Blue housing version		PT 4-TWIN BU	3211775			
	PE version		PT 4-TWIN-PE	3211780			
	Current / voltage		32 A / 800 V				
	Cross-section range (IEC//AWG)		0.2 mm ² ... 6 mm ² // 24 ... 10				
 	Type	Item no.	UT 4-TWIN HV	3000608			
	Connection technology		Screw connection				
	Current / voltage		32 A / 1000 V				
	Cross-section range (IEC//AWG)		0.14 mm ² ... 6 mm ² // 26 ... 10				
 	Type	Item no.	PT 6-TWIN	3211929	Push-in connection Spring-cage connection	PTV 6-TWIN ST 6-TWIN	1116737 3036466
	Connection technology		Push-in connection				
	Blue housing version		PT 6-TWIN BU	3211485			
	PE version		PT 6-TWIN-PE	3211498			
	Current / voltage		41 A / 1000 V				
	Cross-section range (IEC//AWG)		0.5 mm ² ... 10 mm ² // 20 ... 8				
 	Type	Item no.	PT 10-TWIN	3208746	Spring-cage connection	ST 10-TWIN	3035288
	Connection technology		Push-in connection				
	Current / voltage		57 A / 1000 V				
	Cross-section range (IEC//AWG)		0.5 mm ² ... 16 mm ² // 20 ... 6				
 	Type	Item no.	PT 16-TWIN N	3208760	Spring-cage connection	ST 16-TWIN	3035328
	Connection technology		Push-in connection				
	Blue housing version		PT 16-TWIN N BU	3208773			
	PE version		PT 16-TWIN N-PE	3208786			
	Current / voltage		76 A / 1000 V				
	Cross-section range (IEC//AWG)		0.5 mm ² ... 25 mm ² // 20 ... 4				

Multi-conductor terminal blocks (4-conductor)					Connection method versions		
					Technology	Type	Item no.
 	Type	Item no.	PT 1,5/S-QUATTRO	3208197	Push-in connection Spring-cage connection Fast connection	PTS 1,5/S-QUATTRO ST 1,5/S-QUATTRO QTC 1,5-QUATTRO	3214615 3213124 3205077
	Connection technology		Push-in connection				
	Blue housing version		PT 1,5/S-QUATTRO BU	3208208			
	PE version		PT 1,5/S-QUATTRO-PE	3208333			
	Current / voltage		17.5 A / 500 V				
	Cross-section range (IEC//AWG)		0.14 mm ² ... 1.5 mm ² // 26 ... 14				

Product overview for feed-through and multi-conductor terminal blocks

Multi-conductor terminal blocks (4-conductor)					Connection method versions		
					Technology	Type	Item no.
	Type	Item no.	PT 2,5-QUATTRO	3209578	Push-in connection Push-in connection Screw connection Spring-cage connection Fast connection	PTV 2,5-QUATTRO PTS 2,5-QUATTRO UT 2,5-QUATTRO ST 2,5-QUATTRO QTC 2,5-QUATTRO	1078999 3211993 3044542 3031306 3206446
	Connection technology		Push-in connection				
	Blue housing version		PT 2,5-QUATTRO BU	3209581			
	PE version		PT 2,5-QUATTRO-PE	3209594			
	Current / voltage		24 A / 800 V				
	Cross-section range (IEC//AWG)		0.14 mm ² ... 4 mm ² // 26 ... 12				
	Type	Item no.	PT 2,5/S-QUATTRO	3211019			
	Connection technology		Push-in connection				
	Blue housing version		PT 2,5/S-QUATTRO BU	3211022			
	PE version		PT 2,5/S-QUATTRO-PE	3211025			
	Current / voltage		17.5 A / 500 V				
	Cross-section range (IEC//AWG)		0.14 mm ² ... 4 mm ² // 26 ... 12				
	Type	Item no.	PT 4-QUATTRO	3211797	Push-in connection Push-in connection Screw connection Spring-cage connection	PTV 4-QUATTRO PTS 4-QUATTRO UT 4-QUATTRO ST 4-QUATTRO	1088734 3213607 3044571 3031445
	Connection technology		Push-in connection				
	Blue housing version		PT 4-QUATTRO BU	3211802			
	PE version		PT 4-QUATTRO-PE	3211809			
	Current / voltage		32 A / 800 V				
	Cross-section range (IEC//AWG)		0.2 mm ² ... 6 mm ² // 24 ... 10				
	Type	Item no.	UT 4-QUATTRO HV	3048823	Screw connection 3048836	UT 4-QUATTRO HV BU	
	Connection technology		Screw connection				
	Blue housing version		UT 4-QUATTRO HV BU	3048836			
	Current / voltage		32 A / 1000 V				
	Type	Item no.	PT 6-QUATTRO	3212934	Push-in connection	PTV 6-QUATTRO	1116871
	Connection technology		Push-in connection				
	Blue housing version		PT 6-QUATTRO BU	3212947			
	PE version		PT 6-QUATTRO-PE	3212950			
	Current / voltage		41 A / 1000 V				
	Cross-section range (IEC//AWG)		0.5 mm ² ... 10 mm ² // 20 ... 8				



Multi-conductor terminal blocks with current bar interruption					Connection method versions		
					Technology	Type	Item no.
	Type	Item no.	ST 1,5-QUATTRO-U	3038600			
	Connection technology		Spring-cage connection				
	Current / voltage		17.5 A / 500 V				
	Cross-section range (IEC//AWG)		0.08 mm ² ... 1.5 mm ² // 28 ... 16				





Product overview for feed-through and multi-conductor terminal blocks

1

2

CLIPLINE complete | Feed-through and multi-conductor terminal blocks

Multi-conductor terminal blocks with current bar interruption					Connection method versions		
					Technology	Type	Item no.
	Type	Item no.	ST 2,5-QUATTRO-U	3031636			
	Connection technology	Spring-cage connection					
	Current / voltage	22 A / 800 V					
	Cross-section range (IEC//AWG)	0.08 mm ² ... 2.5 mm ² // 28 ... 14					
	Type	Item no.	ST 4-QUATTRO-U	3038639			
	Connection technology	Spring-cage connection					
	Current / voltage	28 A / 800 V					
	Cross-section range (IEC//AWG)	0.08 mm ² ... 4 mm ² // 28 ... 12					


Potential collective terminals					Connection method versions		
					Technology	Type	Item no.
	Type	Item no.	PT 2X10/9X4	3002369			
	Connection technology	Push-in connection					
	Blue housing version	Item no.	PT 2X10/9X4 BU	3002368			
	Current / voltage	57 A / 1000 V					
	Cross-section range (IEC//AWG)	0.5 mm ² ... 10 mm ² // 20 ... 8					
	Type	Item no.	PTU 16/14X2,5 GY	3214016			
	Connection technology	Push-in connection / screw connection					
	Blue housing version	Item no.	PTU 16/14X2,5 BU	3214014			
	Current / voltage	25 A / 1000 V					
	Cross-section range (IEC//AWG)	1 mm ² ... 2.5 mm ² // ...					
	Type	Item no.	PTU 35/4X10	3002371			
	Connection technology	Screw connection / Push-in connection					
	Blue housing version	Item no.	PTU 35/4X10 BU	3002370			
	Current / voltage	101 A / 1000 V					
	Cross-section range (IEC//AWG)	1.5 mm ² ... 35 mm ² // 16 ... 2					
	Type	Item no.	PTU 35/4X6/6X2,5	3214080			
	Connection technology	Screw connection / Push-in connection					
	Blue housing version	Item no.	PTU 35/4X6/6X2,5 BU	3214081			
	Current / voltage	105 A / 1000 V					
	Cross-section range (IEC//AWG)	1.5 mm ² ... 50 mm ² // 16 ... 1/0					

CLIPLINE complete

Multi-level terminal blocks

Multi-level terminal blocks are suitable for the simple and space-saving connection of two or more conductors on up to four levels. A single potential is routed through each level. Bridging of multiple levels is preinstalled on special PV versions.

The terminal blocks allow you to install conductor cross-sections between 0.14 and 16 mm².



Your advantages

- ✓ Space-saving conductor connection with up to three potentials on up to four levels
- ✓ Simple potential distribution with integrated function shafts on each level
- ✓ Clear arrangement with markings on all terminal points
- ✓ Easy access to the lower levels as the levels are offset

Information on multi-level terminal blocks

Double-level terminal blocks

PV versions


The function shafts of most double-level terminal blocks are designed so that both levels can be connected to each other via vertical bridging. This creates a multi-conductor terminal block on several levels. The CLIPLINE complete system includes special FBS-PV bridges for this, which are listed as accessories for the respective

terminal blocks in the online shop. However, due to the current bar, the PV terminal block versions feature fixed level bridging.


PE versions

Along with simple versions, the terminal block portfolio also includes multi-level terminal blocks with PE connection. The discharge potential leads directly to the


busbar via the metal PE foot.



PTTB 2,5 double-level terminal blocks



PTTB 2,5-PV double-level terminal blocks with integrated level bridging



PTTB 2,5-PE ground terminals with metal PE foot

Offset levels for lateral conductor connection


The double-level terminal blocks with lateral conductor connection feature offset levels. The offset enables unhindered access to the lower connection level and its push button or screw, even when fully wired. Furthermore, the offset also means that the marking labels of the lower level are easier

to read, making wiring and maintenance much easier.


Terminal block width

At first glance, the offset levels appear to double the terminal block width and therefore the width of the terminal strip.

However, this is not always the case. The individual terminal blocks are slightly wider, but the overall terminal strip width is wider by just one terminal block width due to the offset levels compared to double-level terminal blocks without offset.


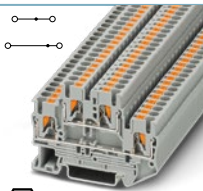
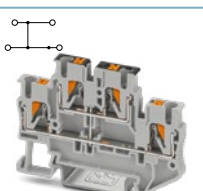

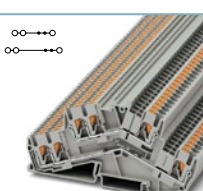
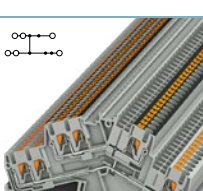


The levels are offset, thereby providing unrestricted access to the lower level


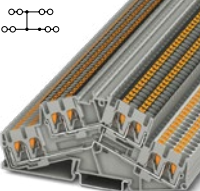






The offset levels make it easier to read the markings

Product overview for multi-level terminal blocks

Multi-level terminal blocks (double-level)					Connection method versions		
					Technology	Type	Item no.
	Type	Item no.	PTTB 1,5/S	3208511	Push-in connection Spring-cage connection Fast connection	PTTBS 1,5/S STTB 1,5 QTTCB 1,5	3214657 3031157 3205116
	Connection technology		Push-in connection				
	Blue housing version		PTTB 1,5/S BU	3208524			
	PE version		PTTB 1,5/S-PE	3208537			
	Current / voltage		16 A / 500 V				
	Cross-section range (IEC//AWG)		0.14 mm ² ... 1.5 mm ² // 26 ... 14				
	Type	Item no.	PTTB 1,5/S-PV	3208540	Push-in connection Spring-cage connection Fast connection	PTTBS 1,5/S-PV STTB 1,5-PV QTTCB 1,5-PV	3214686 3031526 3205153
	Connection technology		Push-in connection				
	Current / voltage		16 A / 500 V				
	Cross-section range (IEC//AWG)		0.14 mm ² ... 1.5 mm ² // 26 ... 14				
	Type	Item no.	PTTB 2,5	3210567	Push-in connection Push-in connection Screw connection Spring-cage connection Spring-cage connection	PTTBV 2,5 PTTBS 2,5 UTTB 2,5 STTB 2,5 STTBS 2,5	1079073 3209604 3044636 3031270 3038464
	Connection technology		Push-in connection				
	Blue housing version		PTTB 2,5 BU	3210570			
	PE version		PTTB 2,5-PE	3210596			
	Current / voltage		22 A / 500 V				
	Cross-section range (IEC//AWG)		0.14 mm ² ... 4 mm ² // 26 ... 14				
	Type	Item no.	PTTB 2,5-PV	3210583	Push-in connection Push-in connection Screw connection Spring-cage connection Spring-cage connection	PTTBV 2,5-PV PTTBS 2,5-PV UTTB 2,5-PV STTB 2,5-PV STTBS 2,5-PV	1079075 3210211 3044652 3031539 3038477
	Connection technology		Push-in connection				
	Current / voltage		22 A / 500 V				
	Cross-section range (IEC//AWG)		0.14 mm ² ... 4 mm ² // 26 ... 14				
	Type	Item no.	PTTB 2,5-PE/L	3210978			
	Connection technology		Push-in connection				
	Current / voltage		24 A / 500 V				
	Type	Item no.	PTTBS 2,5-TWIN	3210600	Spring-cage connection	STTB 2,5-TWIN	3038516
	Connection technology		Push-in connection				
	Blue housing version		PTTBS 2,5-TWIN BU	3210601			
	PE version		PTTBS 2,5-TWIN-PE	3210602			
	Current / voltage		20 A / 800 V				
	Type	Item no.	PTTBS 2,5-TWIN-PV	3210603	Spring-cage connection	STTB 2,5-TWIN-PV	3038545
	Connection technology		Push-in connection				
	Current / voltage		20 A / 800 V				
	Cross-section range (IEC//AWG)		0.14 mm ² ... 4 mm ² // 26 ... 14				

Product overview for multi-level terminal blocks

Multi-level terminal blocks (double-level)					Connection method versions			
					Technology	Type	Item no.	
	Type	Item no.	PTTBS 2,5-QUATTRO	3210609				
	Connection technology		Push-in connection					
	Blue housing version		PTTBS 2,5-QUATTRO BU	3210610				
	PE version		PTTBS 2,5-QUATTRO-PE	3210611				
	Current / voltage		20 A / 800 V					
	Cross-section range (IEC//AWG)		0.14 mm ² ... 4 mm ² // 26 ... 14					
	Type	Item no.	PTTBS 2,5-QUATTRO-PV	3210612				
	Connection technology		Push-in connection					
	Current / voltage		20 A / 800 V					
	Cross-section range (IEC//AWG)		0.14 mm ² ... 4 mm ² // 26 ... 14					
	Type	Item no.	PTTB 4	3211786				
	Connection technology		Push-in connection			Push-in connection	PTTBV 4	1088737
	Blue housing version		PTTB 4 BU	3211793		Push-in connection	PTTBS 4	3211832
	PE version		PTTB 4-PE	3211854		Screw connection	UTTBS 4	3044814
	Current / voltage		28 A / 500 V			Spring-cage connection	STTB 4	3031429
	Cross-section range (IEC//AWG)		0.2 mm ² ... 6 mm ² // 24 ... 12					
	Type	Item no.	PTTB 4-PV	3211825				
	Connection technology		Push-in connection			Push-in connection	PTTBV 4-PV	1088939
	Current / voltage		30 A / 500 V			Push-in connection	PTTBS 4-PV	3211848
	Cross-section range (IEC//AWG)		0.2 mm ² ... 6 mm ² // 24 ... 12			Screw connection	UTTBS 4-PV	3044733
	Type	Item no.	PTTB 4-L 1000V	3062744				
	Connection technology		Push-in connection					
	Current / voltage		32 A / 1000 V					
	Cross-section range (IEC//AWG)		0.2 mm ² ... 6 mm ² // 24 ... 12					
	Type	Item no.	UTTBS 4 HV	3000610				
	Connection technology		Screw connection					
	Current / voltage		30 A / 1000 V					
	Cross-section range (IEC//AWG)		0.14 mm ² ... 6 mm ² // 26 ... 10					


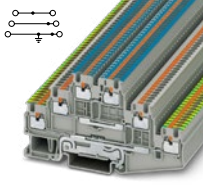

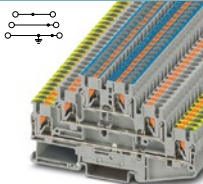
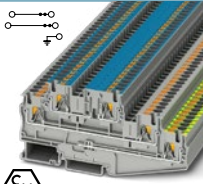
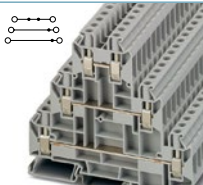
Important note


The technical data in the product tables relates to the specified reference item. It may differ slightly for connection versions in some cases.

You will find the exact and complete data for the individual items in our online shop. There is also a list of corresponding accessories provided for each item.









Product overview for multi-level terminal blocks

Multi-level terminal blocks (3-level)					Connection method versions		
					Technology	Type	Item no.
	Type	Item no.	PT 1,5/S-3L	3213713	Spring-cage connection	STTB 1,5	3031157
	Connection technology		Push-in connection				
	Blue housing version		PT 1,5/S-3L BU	3213726			
	PE version		PT 1,5/S-3PE	3213739			
	Current / voltage		15 A / 500 V				
	Cross-section range (IEC//AWG)		0.14 mm ² ... 1.5 mm ² // 26 ... 14				
	Type	Item no.	PT 1,5/S-PE/L/N	3213755	Screw connection Spring-cage connection	UTT 2,5 STTB 2,5	3044636 3031270
	Connection technology		Push-in connection				
	PE version		PT 1,5/S-3PE	3213739			
	Current / voltage		15 A / 500 V				
	Cross-section range (IEC//AWG)		0.14 mm ² ... 1.5 mm ² // 26 ... 14				
	Type	Item no.	PT 2,5-3L	3210499	Screw connection Spring-cage connection	UT 2,5-3L ST 2,5-3L	3214259 3036042
	Connection technology		Push-in connection				
	Blue housing version		PT 2,5-3L BU	3210509			
	Current / voltage		20 A / 500 V				
	Cross-section range (IEC//AWG)		0.14 mm ² ... 4 mm ² // 26 ... 12				
	Type	Item no.	PT 2,5-PE/L/N	3210538	Screw connection Spring-cage connection	UT 2,5-PE/L/N ST 2,5-PE/L/N	3214291 3036084
	Connection technology		Push-in connection				
	Connection version		PT 2,5-PE/L/L	3210541			
	Current / voltage		20 A / 500 V				
	Cross-section range (IEC//AWG)		0.14 mm ² ... 4 mm ² // 26 ... 12				
	Type	Item no.	PT 4-PE/L/N	3002614	Screw connection	UT 4-PE/L/N	3214361
	Connection technology		Push-in connection				
	Connection version		PT 4-PE/L/L	3002613			
	Current / voltage		30 A / 500 V				
	Cross-section range (IEC//AWG)		0.2 mm ² ... 6 mm ² // 24 ... 10				
	Type	Item no.	UT 6-3L	3046703	Screw connection		
	Connection technology		Screw connection				
	Current / voltage		36 A / 1000 V				
	Cross-section range (IEC//AWG)		0.2 mm ² ... 10 mm ² // 24 ... 8				

Multi-level terminal blocks (4-level)					Connection method versions		
					Technology	Type	Item no.
	Type	Item no.	PT 2,5-PE/3L/2P	3012316	Push-in / plug-in connection		
	Connection technology		Push-in / plug-in connection				
	Current / voltage		10 A / 250 V				
	Cross-section range (IEC//AWG)		0.14 mm ² ... 4 mm ² // 26 ... 12				


Product overview for multi-level terminal blocks

Multi-level terminal blocks (4-level)					Connection method versions		
					Technology	Type	Item no.
 <p>new</p>	Type	Item no.	PT 2,5-4L	1334599			
	Connection technology		Push-in connection				
	Blue housing version		PT 2,5-4L BU	1334601			
	PE version		PT 2,5-4PE	1336413			
	Current / voltage		18 A / 500 V				
	Cross-section range (IEC//AWG)		0.14 mm ² ...4 mm ² // 26...12				
 <p>new</p>	Type	Item no.	PT 2,5-PE/L/L/L	1336407			
	Connection technology		Push-in connection				
	Connection version		PT 2,5-PE/L RD/L BU/L	1336370			
	Current / voltage		18 A / 500 V				
	Cross-section range (IEC//AWG)		0.14 mm ² ...4 mm ² // 26...12				
 <p>new</p>	Type	Item no.	PT 2,5-4PV	1336411			
	Connection technology		Push-in connection				
	Blue housing version		PT 2,5-4PV BU	1336409			
	Current / voltage		18 A / 500 V				
	Cross-section range (IEC//AWG)		0.14 mm ² ...4 mm ² // 26...12				
 <p>new</p>	Type	Item no.	PT 2,5-L RD/L BU/L/L	1336355			
	Connection technology		Push-in connection				
	Current / voltage		18 A / 500 V				
	Cross-section range (IEC//AWG)		0.14 mm ² ...4 mm ² // 26...12				
 <p>new</p>	Type	Item no.	PT 2,5-PE/L RD/L BU/L LED 24 RD	1336343			
	Connection technology		Push-in connection				
	Connection version		PT 2,5-PE/L RD/L BU/L LED 24 GN	1336344			
	Current / voltage		18 A / 500 V				
	Cross-section range (IEC//AWG)		0.14 mm ² ...4 mm ² // 26...12				
 <p>new</p>	Type	Item no.	PT 2,5-L RD/L BU/L LED 24 GN/L LED 24 RD	1336354			
	Connection technology		Push-in connection				
	Connection version		PT 2,5-L RD/L BU/L LED 24 RD/L LED 24 GN	1336352			
	Current / voltage		18 A / 500 V				
	Cross-section range (IEC//AWG)		0.14 mm ² ...4 mm ² // 26...12				

CLIPLINE complete

Disconnect and knife-disconnect terminal blocks

Various terminal blocks that enable the easy manual disconnection of circuits are used in testing and measurement technology in particular. The knife-disconnect terminal blocks have an easy-to-operate lever-type disconnect knife. The basic disconnect terminal blocks have a standardized disconnect zone for accommodating component connectors, fuse plugs, isolating plugs, or feed-through connectors.



Your advantages

- ✓ Convenient separation of circuits with lever-type disconnect knife and isolating plug
- ✓ User-friendly current measurement, thanks to testing option on either side of the disconnect point
- ✓ Individual assembly with disconnect element, fuse plug, component connector, and feed-through connector

Information on the disconnect versions

Disconnect terminal blocks

Disconnect terminal blocks are usually feed-through, multi-conductor, or multi-level terminal blocks with an integrated disconnect zone. The disconnect zones are standardized and accommodate a range of function plugs. The inclusion of a function plug results in different types of function terminals.

Isolating plugs

The integration of isolating plugs allows circuits to be quickly and easily opened and closed at the individual terminal blocks. Switching is performed by unplugging or plugging in the isolating plug. This enables you to measure the individual circuits quickly and easily.


Fuse plugs and component connectors

Fuse plugs and component connectors enable you to transform the basic disconnect terminal block into one of the two function terminals. Simply unplugging and plugging in allows you to easily replace the plugs/connectors or change the function of the terminals.

The fuse plugs are designed for the use of cartridge fuse-links. The patented component connector allows you to mount components quickly, protected against polarity reversal, and without the need for soldering.

Feed-through connectors and locking mechanisms

Using feed-through connectors and locking mechanisms, the basic terminal block can be permanently converted into a feed-through terminal block or a terminal block without feed-through.




Disconnect terminal block with isolating plug, fuse plug, component connector, and feed-through connector

Knife-disconnect terminal blocks and test-disconnect terminal blocks

Knife-disconnect terminal blocks and test-disconnect terminal blocks have captive disconnect knives. These knives are actuated with a standard screwdriver and enable the fast disconnection and connection of circuits. These types of terminal blocks are required in order to perform special circuit tests. Test points are integrated into the terminal points for easier testing. The tests can be performed while the conductors are connected. The disconnect knives engage


in clearly identifiable end positions. This prevents accidental actuation. Switching locks are available as an option, which completely prevent any actuation of the lever-type disconnect knives.



PTV 2,5-MT knife-disconnect terminal blocks





Lever-type knife-disconnect terminal blocks

Like the knife-disconnect terminal blocks, the lever-type knife-disconnect terminal blocks also have a disconnect knife that can be swiveled. The difference is that the lever-type disconnect knives can also be opened without using a screwdriver. However, for the sake of this convenience, more space is required above the terminal blocks.



PT 10-MTL lever-type knife-disconnect terminal blocks

Product overview for disconnect and knife-disconnect terminal blocks

Basic disconnect terminal blocks (2-conductor)				Connection method versions			
				Technology	Type	Item no.	
	Type	Item no.	PT 1,5/S-TG	3210306	Fast connection	QTC 1,5-TG	3205145
	Connection technology	Push-in connection					
	Blue housing version	Item no.	PT 1,5/S-TG BU	3210307			
	Current / voltage	10 A / 400 V					
	Cross-section range (IEC//AWG)	0.14 mm ² ... 1.5 mm ² // 26 ... 14					
	Type	Item no.	PT 2,5-TG	3210185	Push-in connection Screw connection Spring-cage connection Fast connection	PTV 2,5-TG UT 2,5-TG UT 2,5-TG-P/P ST 2,5-TG QTC 2,5-TG	1079065 3046388 3046391 3038435 3206490
	Connection technology	Push-in connection					
	Current / voltage	20 A / 400 V					
	Cross-section range (IEC//AWG)	0.14 mm ² ... 4 mm ² // 26 ... 12					
	Type	Item no.	PT 2,5-TGB	3210192			
	Type	Item no.	PTC 2,5-TG	3270088	Push-in connection	PTVC 2,5-TG	1079061
	Connection technology	Push-in connection					
	Current / voltage	20 A / 400 V					
	Cross-section range (IEC//AWG)	0.14 mm ² ... 2.5 mm ² // 26 ... 14					
	Type	Item no.	PT 4-TG	3211922	Screw connection Screw connection Spring-cage connection	UT 4-TG UT 4-TG-P/P ST 4-TG	3046142 3046168 3038367
	Connection technology	Push-in connection					
	Current / voltage	20 A / 500 V					
	Cross-section range (IEC//AWG)	0.2 mm ² ... 6 mm ² // 24 ... 10					

Product overview for disconnect and knife-disconnect terminal blocks

Basic disconnect terminal blocks (2-conductor)				Connection method versions		
				Technology	Type	Item no.
	Type	Item no.	UT 4-PE/TG	Screw connection	UT 4-PE/TG P/P	3070024
	Connection technology	Screw connection				
	Current / voltage	20 A / 500 V				
	Cross-section range (IEC//AWG)	0.14 mm ² ... 6 mm ² // 26 ... 10				
	Type	Item no.	UT 4-TG-EX	Screw connection	UT 4-TG-P/P-EX	3046143
	Connection technology	Screw connection				
	Current / voltage	20 A / 500 V				
	Cross-section range (IEC//AWG)	0.14 mm ² ... 6 mm ² // 26 ... 10				
	Type	Item no.	PT 6-TG	Screw connection Screw connection	UT 6-TG UT 6-TG P/P	3212163
	Connection technology	Push-in connection				
	Current / voltage	20 A / 500 V				
	Cross-section range (IEC//AWG)	0.5 mm ² ... 10 mm ² // 20 ... 8				
	Type	Item no.	UT 6-TG-EX	Screw connection	UT 6-TG P/P-EX	3046486
	Connection technology	Screw connection				
	Current / voltage	20 A / 500 V				
	Cross-section range (IEC//AWG)	0.2 mm ² ... 10 mm ² // 24 ... 8				
	Type	Item no.	PT 6-T P/P HV	Push-in connection		1028589
	Connection technology	Push-in connection				
	Current / voltage	32 A / 1000 V				
	Cross-section range (IEC//AWG)	0.5 mm ² ... 10 mm ² // 20 ... 8				
	Type	Item no.	PT 10-TG	Push-in connection		1080201
	Connection technology	Push-in connection				
	Current / voltage	20 A / 500 V				
	Cross-section range (IEC//AWG)	0.5 mm ² ... 16 mm ² // 20 ... 6				

Product overview for disconnect and knife-disconnect terminal blocks



Basic disconnect terminal blocks (3- and 4-conductor)					Connection method versions		
					Technology	Type	Item no.
	Type	Item no.	PT 1,5/S-TWIN-TG	3210316	Fast connection	QTC 1,5-TWIN-TG	3050413
	Connection technology	Push-in connection					
	Blue housing version	Item no.	PT 1,5/S-TWIN-TG BU	3210315			
	Current / voltage	10 A / 400 V					
	Cross-section range (IEC//AWG)	0.14 mm ² ... 1.5 mm ² // 26 ... 14					
	Type	Item no.	PT 2,5-TWIN-TG	3210198	Spring-cage connection	ST 2,5-TWIN-TG	3038448
	Connection technology	Push-in connection					
	Current / voltage	20 A / 400 V					
	Cross-section range (IEC//AWG)	0.14 mm ² ... 4 mm ² // 26 ... 12					
	Type	Item no.	PT 2,5-TWIN-TGB	3210193			
	Connection technology	Push-in connection					
	Current / voltage	16 A / 400 V					
	Cross-section range (IEC//AWG)	0.14 mm ² ... 4 mm ² // 26 ... 12					
	Type	Item no.	PTC 2,5-TWIN-TG	3270091			
	Connection technology	Push-in connection					
	Current / voltage	20 A / 400 V					
	Cross-section range (IEC//AWG)	0.14 mm ² ... 2.5 mm ² // 26 ... 14					
	Type	Item no.	UT 4-TWIN-TG	3046595	Screw connection	UT 4-TWIN-TG P/P	3046605
	Connection technology	Screw connection					
	Blue housing version	Item no.	UT 4-TWIN-TG BU	3073034			
	Current / voltage	20 A / 500 V					
	Cross-section range (IEC//AWG)	0.14 mm ² ... 6 mm ² // 26 ... 10					
	Type	Item no.	PT 2,5-QUATTRO-TG	3210208	Spring-cage connection	ST 2,5-QUATTRO-TG	3038451
	Connection technology	Push-in connection					
	Current / voltage	20 A / 400 V					
	Cross-section range (IEC//AWG)	0.14 mm ² ... 4 mm ² // 26 ... 12					
	Type	Item no.	PT 2,5-QUATTRO-TGB	3210194			
	Connection technology	Push-in connection					
	Current / voltage	16 A / 400 V					
	Cross-section range (IEC//AWG)	0.14 mm ² ... 4 mm ² // 26 ... 12					

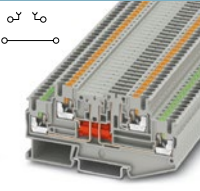
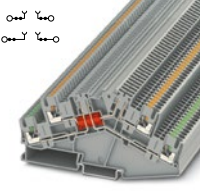
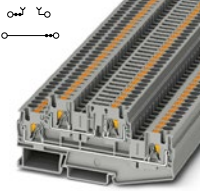
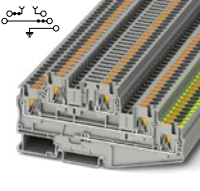
Product overview for disconnect and knife-disconnect terminal blocks

1

2




CLIPLINE complete | Disconnect and knife-disconnect terminal blocks




Basic disconnect terminal blocks (3- and 4-conductor)				Connection method versions		
				Technology	Type	Item no.
	Type	Item no.	PTC 2,5-QUATTRO-TG	3270094		
	Connection technology	Push-in connection				
	Current / voltage	20 A / 400 V				
	Cross-section range (IEC//AWG)	0.14 mm ² ... 2.5 mm ² // 26 ... 14				
	Type	Item no.	UT 4-QUATTRO-TG	3064027	Screw connection	UT 4-QUATTRO-TG P/P 3064030
	Connection technology	Screw connection				
	Current / voltage	20 A / 500 V				
	Cross-section range (IEC//AWG)	0.14 mm ² ... 6 mm ² // 26 ... 10				
					Spring-cage connection	ST 2,5-QUATTRO-TG 3038451

Basic disconnect terminal blocks (multi-level terminal blocks)				Connection method versions			
				Technology	Type	Item no.	
	Type	Item no.	PTT 2,5-L/TG	3210230	Screw connection	UTTB 2,5-TG-P/P 3044644	
	Connection technology	Push-in connection					
	Blue housing version	PTT 2,5-L/TG BU					3210270
	Current / voltage	16 A / 400 V					
	Cross-section range (IEC//AWG)	0.14 mm ² ... 2.5 mm ² // 26 ... 14					
	Type	Item no.	PTTBS 2,5-2TGB	3210402	Screw connection	UTT 2,5-2TG-P/P 3044674	
	Connection technology	Push-in connection					
	Blue housing version	PTTBS 2,5-2TGB BU					3210403
	Current / voltage	16 A / 400 V					
	Cross-section range (IEC//AWG)	0.14 mm ² ... 4 mm ² // 26 ... 14					
	Type	Item no.	PTTB 4-TG	3211909	Screw connection Screw connection	UTTB 4-TG UTTB 4-TG P/P 3044720 3044801	
	Connection technology	Push-in connection					
	Blue housing version	PTTB 4-TG BU					3211911
	Current / voltage	28 A / 500 V					
	Cross-section range (IEC//AWG)	0.2 mm ² ... 6 mm ² // 24 ... 12					
	Type	Item no.	PT 4-PE/L/TG	3002618	Screw connection	UT 4-PE/L/TG 3214365	
	Connection technology	Push-in connection					
	Current / voltage	30 A / 500 V					
	Cross-section range (IEC//AWG)	0.2 mm ² ... 6 mm ² // 24 ... 10					



Product overview for disconnect and knife-disconnect terminal blocks

Basic disconnect terminal blocks (multi-level terminal blocks)					Connection method versions			
					Technology	Type	Item no.	
 <p>new</p>	Type	Item no.	PT 2,5-L/L/L/TG	1336395				
	Connection technology		Push-in connection					
	Current / voltage		18 A / 500 V					
	Cross-section range (IEC//AWG)		0.14 mm ² ...4 mm ² // 26...12					
 <p>new</p>	Type	Item no.	PT 2,5-PE/L/L/TG	1336387				
	Connection technology		Push-in connection					
	Connection version		PT 2,5-PE/L/N/TG	1336374				
	Current / voltage		18 A / 500 V					
 <p>new</p>	Type	Item no.	PT 2,5-PE/L RD/L BU/TG	1336369				
	Connection technology		Push-in connection					
	Current / voltage		18 A / 500 V					
	Cross-section range (IEC//AWG)		0.14 mm ² ...4 mm ² // 26...12					







Knife-disconnect terminal blocks (2-conductor)					Connection method versions			
					Technology	Type	Item no.	
	Type	Item no.	PT 1,5/S-MT	3210301	Fast connection	QTC 1,5-MT	3205103	
	Connection technology		Push-in connection					
	Blue housing version		PT 1,5/S-MT BU	3210302				
	Current / voltage		10 A / 400 V					
	Type	Item no.	PT 2,5-MT	3210156	Push-in connection Screw connection Screw connection Spring-cage connection Spring-cage connection	PTV 2,5-MT UT 2,5-MT UT 2,5-MT-P/P ST 2,5-MT STS 2,5-MT	1079063 3046362 3046375 3036343 3036990	
	Connection technology		Push-in connection					
	Blue housing version		PT 2,5-MT BU	3211650				
	Current / voltage		20 A / 400 V					
	Cross-section range (IEC//AWG)		0.14 mm ² ... 4 mm ² // 26 ... 12					
	Type	Item no.	PT 2,5-MTB	3210157				
	Connection technology		Push-in connection					
	Blue housing version		PT 2,5-MTB BU	3210163				
	Current / voltage		16 A / 400 V					
	Cross-section range (IEC//AWG)		0.14 mm ² ... 4 mm ² // 26 ... 12					

Product overview for disconnect and knife-disconnect terminal blocks







1

2





CLIPLINE complete | Disconnect and knife-disconnect terminal blocks


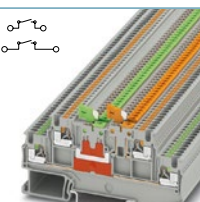
Knife-disconnect terminal blocks (2-conductor)					Connection method versions		
					Technology	Type	Item no.
	Type	Item no.	PTC 2,5-MT	3270079	Push-in connection	PTVC 2,5-MT	1079059
	Connection technology	Push-in connection					
	Blue housing version	Item no.	PTC 2,5-MT BU	1033785			
	Current / voltage	20 A / 400 V					
	Cross-section range (IEC//AWG)	0.14 mm ² ... 2.5 mm ² // 26 ... 14					
	Type	Item no.	PT 4-MT	3211933	Push-in connection Screw connection Screw connection	PTV 4-MT UT 4-MT UT 4-MT-P/P	1088739 3046139 3046171
	Connection technology	Push-in connection					
	Blue housing version	Item no.	PT 4-MT BU	3211934			
	Current / voltage	20 A / 500 V					
	Cross-section range (IEC//AWG)	0.2 mm ² ... 6 mm ² // 24 ... 10					
	Type	Item no.	UT 4-MT-EX	3046141	Screw connection	UT 4-MT-P/P-EX	3046173
	Connection technology	Screw connection					
	Blue housing version	Item no.	UT 4-MT-EX BU	1290815			
	Current / voltage	20 A / 500 V					
	Cross-section range (IEC//AWG)	0.14 mm ² ... 6 mm ² // 26 ... 10					
	Type	Item no.	PT 6-MT	3212160	Screw connection Screw connection	UT 6-MT UT 6-MT P/P	3064069 3064072
	Connection technology	Push-in connection					
	Current / voltage	20 A / 500 V					
	Cross-section range (IEC//AWG)	0.5 mm ² ... 10 mm ² // 20 ... 8					
	Blue housing version	Item no.	PT 6-MT BU	3212161			
	Type	Item no.	PT 6-MT P/P HV	1028591	Push-in connection		
	Connection technology	Push-in connection					
	Current / voltage	32 A / 1000 V					
	Cross-section range (IEC//AWG)	0.5 mm ² ... 10 mm ² // 20 ... 8					
	Blue housing version	Item no.	PT 6-MT P/P HV BU	1028592			
	Type	Item no.	PT 10-MT	1073992	Push-in connection		
	Connection technology	Push-in connection					
	Current / voltage	20 A / 500 V					
	Cross-section range (IEC//AWG)	0.5 mm ² ... 16 mm ² // 20 ... 6					
	Blue housing version	Item no.	PT 10-MT BU	1073993			

Product overview for disconnect and knife-disconnect terminal blocks

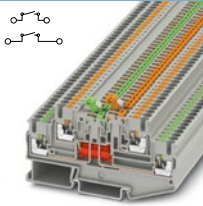
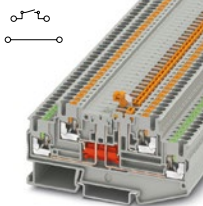
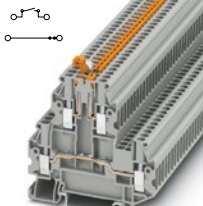

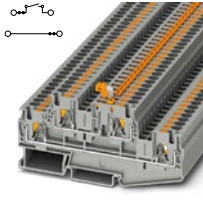


Knife-disconnect terminal blocks (3- and 4-conductor)					Connection method versions		
					Technology	Type	Item no.
	Type	Item no.	PT 1,5/S-TWIN-MT	3210311	Fast connection	QTC 1,5-TWIN-MT	3050407
	Connection technology		Push-in connection				
	Blue housing version		PT 1,5/S-TWIN-MT BU	3210312			
	Current / voltage		10 A / 400 V				
	Cross-section range (IEC//AWG)		0.14 mm ² ... 1.5 mm ² // 26 ... 14				
	Type	Item no.	PT 2,5-TWIN-MT	3210169	Spring-cage connection	ST 2,5-TWIN-MT	3036356
	Connection technology		Push-in connection				
	Blue housing version		PT 2,5-TWIN-MT BU	3211663			
	Current / voltage		20 A / 400 V				
	Cross-section range (IEC//AWG)		0.14 mm ² ... 4 mm ² // 26 ... 12				
	Type	Item no.	PT 2,5-TWIN-MTB	3210170			
	Connection technology		Push-in connection				
	Blue housing version		PT 2,5-TWIN-MTB BU	3210177			
	Current / voltage		16 A / 400 V				
	Cross-section range (IEC//AWG)		0.14 mm ² ... 4 mm ² // 26 ... 12				
	Type	Item no.	PTC 2,5-TWIN-MT	3270082			
	Connection technology		Push-in connection				
	Current / voltage		20 A / 400 V				
	Cross-section range (IEC//AWG)		0.14 mm ² ... 2.5 mm ² // 26 ... 14				
	Type	Item no.	UT 4-TWIN-MT	3046003	Screw connection	UT 4-TWIN-MT P/P	3064014
	Connection technology		Screw connection				
	Blue housing version		UT 4-TWIN-MT BU	3073018			
	Current / voltage		20 A / 500 V				
	Cross-section range (IEC//AWG)		0.14 mm ² ... 6 mm ² // 26 ... 10				
	Type	Item no.	PT 1,5/S-QUATTRO-MT	3210321			
	Connection technology		Push-in connection				
	Blue housing version		PT 1,5/S-QUATTRO-MT BU	3210322			
	Current / voltage		10 A / 400 V				
	Cross-section range (IEC//AWG)		0.14 mm ² ... 1.5 mm ² // 26 ... 14				

Product overview for disconnect and knife-disconnect terminal blocks

Knife-disconnect terminal blocks (3- and 4-conductor)					Connection method versions		
					Technology	Type	Item no.
	Type	Item no.	PT 2,5-QUATTRO-MT	3210172	Spring-cage connection	ST 2,5-QUATTRO-MT	3036576
	Connection technology		Push-in connection				
	Blue housing version		PT 2,5-QUATTRO-MT BU	3211676			
	Current / voltage		20 A / 400 V				
	Cross-section range (IEC//AWG)		0.14 mm ² ... 4 mm ² // 26 ... 12				
	Type	Item no.	PT 2,5-QUATTRO-MTB	3210184			
	Connection technology		Push-in connection				
	Blue housing version		PT 2,5-QUATTRO-MTB BU	3210191			
	Current / voltage		16 A / 400 V				
	Cross-section range (IEC//AWG)		0.14 mm ² ... 4 mm ² // 26 ... 12				
	Type	Item no.	PTC 2,5-QUATTRO-MT	3270085			
	Connection technology		Push-in connection				
	Current / voltage		20 A / 400 V				
	Cross-section range (IEC//AWG)		0.14 mm ² ... 2.5 mm ² // 26 ... 14				
	Type	Item no.	UT 4-QUATTRO-MT	3064043	Screw connection	UT 4-QUATTRO-MT P/P	3064056
	Connection technology		Screw connection				
	Blue housing version		UT 4-QUATTRO-MT BU	3073050			
	Current / voltage		20 A / 500 V				
	Cross-section range (IEC//AWG)		0.14 mm ² ... 6 mm ² // 26 ... 10				

Knife-disconnect terminal blocks (multi-level terminal blocks)					Connection method versions		
					Technology	Type	Item no.
	Type	Item no.	PTT 1,5/S-L/MT	3210341			
	Connection technology		Push-in connection				
	Blue housing version		PTT 1,5/S-L/MT BU	3210342			
	Current / voltage		9 A / 400 V				
	Cross-section range (IEC//AWG)		0.14 mm ² ... 1.5 mm ² // 26 ... 14				
	Type	Item no.	PTT 1,5/S-2MT	3210351			
	Connection technology		Push-in connection				
	Blue housing version		PTT 1,5/S-2MT BU	3210352			
	Current / voltage		9 A / 400 V				
	Cross-section range (IEC//AWG)		0.14 mm ² ... 1.5 mm ² // 26 ... 14				

Product overview for disconnect and knife-disconnect terminal blocks

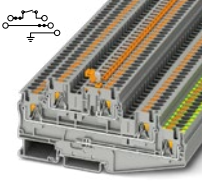


Knife-disconnect terminal blocks (multi-level terminal blocks)					Connection method versions					
					Technology	Type	Item no.			
	Type	Item no.	PTT 2,5-2MT	3210258	Screw connection	UTT 2,5-2MT	3044679			
	Connection technology		Push-in connection							
	Blue housing version	Item no.	PTT 2,5-2MT BU	3210265				Screw connection	UTT 2,5-2MT-P/P	3044670
	Current / voltage		16 A / 400 V							
	Cross-section range (IEC//AWG)		0.14 mm ² ... 2.5 mm ² // 26 ... 14							
	Type	Item no.	PTT 2,5-L/MT	3210251	Screw connection	UTT 2,5-L/MT	3044640			
	Connection technology		Push-in connection							
	Blue housing version	Item no.	PTT 2,5-L/MT BU	3210257				Screw connection	UTT 2,5-L/MT-P/P	3044640
	Current / voltage		16 A / 400 V							
	Cross-section range (IEC//AWG)		0.14 mm ² ... 2.5 mm ² // 26 ... 14							
	Type	Item no.	UTT 2,5-MT-P/P	3044640	Screw connection	UTT 2,5-MT-P/P	3044640			
	Connection technology		Screw connection							
	Blue housing version	Item no.	UTT 2,5-MT-P/P BU	3044641				Screw connection	UTT 2,5-MT-P/P	3044640
	Current / voltage		22 A / 400 V							
	Cross-section range (IEC//AWG)		0.14 mm ² ... 4 mm ² // 26 ... 12							
	Type	Item no.	PTTBS 2,5-2MTB	3210400	Screw connection	UTT 2,5-MT-P/P	3044640			
	Connection technology		Push-in connection							
	Blue housing version	Item no.	PTTBS 2,5-2MTB BU	3210401				Screw connection	UTT 2,5-MT-P/P	3044640
	Current / voltage		16 A / 400 V							
	Cross-section range (IEC//AWG)		0.14 mm ² ... 4 mm ² // 26 ... 14							
	Type	Item no.	PTTB 4-MT	3211913	Screw connection	UTT 4-MT	3044775			
	Connection technology		Push-in connection							
	Blue housing version	Item no.	PTTB 4-MT BU	3211915				Screw connection	UTT 4-MT P/P	3044762
	Current / voltage		28 A / 500 V							
	Cross-section range (IEC//AWG)		0.2 mm ² ... 6 mm ² // 24 ... 12							
	Type	Item no.	UTT 4-MT P/P LA 24 RD/O-U	3046773	Spring-cage connection	STTB 4-MT	3035470			
	Connection technology		Screw connection							
	Current / voltage		30 A / 24 V							
	Cross-section range (IEC//AWG)		0.14 mm ² ... 6 mm ² // 26 ... 10							
	Type	Item no.	UT 4-PE/MT	3070011	Screw connection	UT 4-PE/MT P/P	3046140			
	Connection technology		Screw connection							
	Current / voltage		20 A / 500 V							
	Cross-section range (IEC//AWG)		0.14 mm ² ... 6 mm ² // 26 ... 10							




Product overview for disconnect and knife-disconnect terminal blocks

1






2




CLIPLINE complete | Disconnect and knife-disconnect terminal blocks

Knife-disconnect terminal blocks (multi-level terminal blocks)					Connection method versions			
					Technology	Type	Item no.	
	Type	Item no.	PT 4-PE/L/MT	3002617	Screw connection	UT 4-PE/L/MT	3214364	
	Connection technology	Push-in connection						
	Current / voltage	30 A / 500 V						
	Cross-section range (IEC//AWG)	0.2 mm ² ... 6 mm ² // 24 ... 10						
 <p style="background-color: #e91e63; color: white; padding: 2px; display: inline-block;">new</p>	Type	Item no.	PT 2,5-L/L/L/MT	1336406				
	Connection technology	Push-in connection						
	Current / voltage	18 A / 500 V						
	Cross-section range (IEC//AWG)	0.14 mm ² ...4 mm ² // 26...12						
 <p style="background-color: #e91e63; color: white; padding: 2px; display: inline-block;">new</p>	Type	Item no.	PT 2,5-PE/L/L/MT	1336388				
	Connection technology	Push-in connection						
	Connection version	PT 2,5-PE/L/N/MT						1336376
	Current / voltage	18 A / 500 V						
	Cross-section range (IEC//AWG)	0.14 mm ² ...4 mm ² // 26...12						



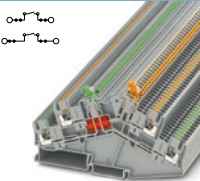

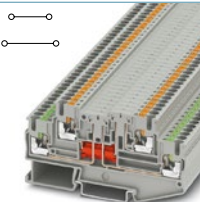
Lever-type disconnect terminal blocks and lever-type knife-disconnect terminal blocks					Connection method versions		
					Technology	Type	Item no.
	Type	Item no.	UT 4-MTL	3046144	Screw connection	UT 4-MTL-P/P	3046146
	Connection technology	Screw connection					
	Current / voltage	20 A / 500 V					
	Cross-section range (IEC//AWG)	0.14 mm ² ... 6 mm ² // 26 ... 10					
	Type	Item no.	PT 6-MTL KNIFE-RD	1020177	Screw connection Screw connection	UT 6-MTL UT 6-MTL P/P	3046145 3046147
	Connection technology	Push-in connection					
	Current / voltage	20 A / 500 V					
	Cross-section range (IEC//AWG)	0.5 mm ² ... 10 mm ² // 20 ... 8					
	Type	Item no.	UT 6-MTL P/P	3046147			
	Connection technology	Screw connection					
	Current / voltage	20 A / 500 V					
	Cross-section range (IEC//AWG)	0.2 mm ² ... 10 mm ² // 24 ... 8					

Product overview for disconnect and knife-disconnect terminal blocks

Lever-type disconnect terminal blocks and lever-type knife-disconnect terminal blocks					Connection method versions		
					Technology	Type	Item no.
	Type	Item no.	PT 10-MTL KNIFE-RD	1076793			
	Connection technology		Push-in connection				
	Current / voltage		20 A / 500 V				
	Cross-section range (IEC//AWG)		0.5 mm ² ... 16 mm ² // 20 ... 6				
	Type	Item no.	QTC 2,5-HEDI	3206678			
	Connection technology		Fast connection				
	Current / voltage		20 A / 500 V				
	Cross-section range (IEC//AWG)		0.5 mm ² ... 2.5 mm ² // 20 ... 14				
	Type	Item no.	UT 4-HEDI	3046249	Screw connection Spring-cage connection	UT 4-HEDI-P/P ST 4-HEDI	3046252 3035140
	Connection technology		Screw connection				
	Blue housing version		UT 4-HEDI BU	3046456			
	Current / voltage		20 A / 500 V				
	Cross-section range (IEC//AWG)		0.14 mm ² ... 6 mm ² // 26 ... 10				
 	Type	Item no.	UT 4-PE/L/HEDI	3214324			
	Connection technology		Screw connection				
	Current / voltage		28 A / 500 V				
	Cross-section range (IEC//AWG)		0.14 mm ² ... 6 mm ² // 26 ... 10				

Feed-through terminal blocks					Connection method versions		
					Technology	Type	Item no.
	Type	Item no.	PTC 2,5-MTD	3270106	Screw connection Screw connection	UT 2,5-MTD UT 2,5-MTD P/P	3064085 3064098
	Connection technology		Push-in connection				
	Blue housing version		PTC 2,5-MTD BU	3270109			
	Current / voltage		24 A / 400 V				
	Cross-section range (IEC//AWG)		0.14 mm ² ... 2.5 mm ² // 26 ... 14				
 	Type	Item no.	UT 4-MTD	3046184			
	Connection technology		Screw connection				
	Blue housing version		UT 4-MTD BU	3046197			
	PE version		UT 4-MTD-PE	3046223			
	Current / voltage		32 A / 800 V				
	Cross-section range (IEC//AWG)		0.14 mm ² ... 6 mm ² // 26 ... 10				

Product overview for disconnect and knife-disconnect terminal blocks

Feed-through terminal blocks					Connection method versions		
					Technology	Type	Item no.
	Type	Item no.	PTC 2,5-TWIN-MTD	3270110	Screw connection	UTT 2,5-2MT	3044679
	Connection technology	Push-in connection					
	Blue housing version	Item no.	PTC 2,5-TWIN-MTD BU	3270111			
	Current / voltage	24 A / 400 V					
	Cross-section range (IEC//AWG)	0.14 mm ² ... 2.5 mm ² // 26 ... 14					
	Type	Item no.	PT 1,5/S-QUATTRO-MTD	3210328	Screw connection	UT 6-MT	3064069
	Connection technology	Push-in connection					
	Blue housing version	Item no.	PT 1,5/S-QUATTRO-MTD BU	3210329			
	Current / voltage	17.5 A / 400 V					
	Cross-section range (IEC//AWG)	0.14 mm ² ... 1.5 mm ² // 26 ... 14					
	Type	Item no.	PTTBS 2,5-2MTB	3210400			
	Connection technology	Push-in connection					
	Blue housing version	Item no.	PTTBS 2,5-2MTB BU	3210401			
	Current / voltage	16 A / 400 V					
	Cross-section range (IEC//AWG)	0.14 mm ² ... 4 mm ² // 26 ... 14					
	Type	Item no.	PTT 1,5/S-2L	3210356			
	Connection technology	Push-in connection					
	Blue housing version	Item no.	PTT 1,5/S-2L BU	3210357			
	Current / voltage	9 A / 400 V					
	Cross-section range (IEC//AWG)	0.14 mm ² ... 1.5 mm ² // 26 ... 14					
	Type	Item no.	PTT 2,5-2L	3210267			
	Connection technology	Push-in connection					
	Blue housing version	Item no.	PTT 2,5-2L BU	3210268			
	Current / voltage	16 A / 400 V					
	Cross-section range (IEC//AWG)	0.14 mm ² ... 2.5 mm ² // 26 ... 14					

CLIPLINE complete

Fuse and component terminal blocks

Fuse terminal blocks enable you to easily integrate various types of fuses with different nominal currents.

While component terminal blocks enable the quick and easy implementation of LEDs, blocking diodes, and resistors.



Your advantages

- ✓ Comprehensive product range
- ✓ Convenient testing with test points on both sides
- ✓ Quick identification of faulty fuses, thanks to versions with LED status indicator
- ✓ Easily accessible fuse-links are easy to replace


Fuse terminal blocks

Fuse terminal blocks enable you to easily integrate fuses into your application. With the comprehensive product range, cartridge fuse-links (G and F type), automotive flat-type fuses, and thermal pluggable device circuit breakers can be integrated in just a few steps. Depending on the fuse terminal block, the terminal block versions feature LEDs. This enables the quick identification of faulty fuses regardless of the current direction. The easily accessible fuse-links are easy to replace. In addition, the fuse terminal blocks are the same shape as the feed-through terminal blocks, basic disconnect terminal blocks, and knife-disconnect terminal blocks.


The fuse terminal block portfolio comprises the following terminal block versions:

- Fuse terminal blocks with lever
- Fuse terminal blocks with screw cap
- Fuse terminal blocks for accommodating flat-type fuses

Type 10.3 x 38 mm and 10.3 x 85 mm fuse holders and fuses are available specifically for use in photovoltaics up to a maximum of 1,500 V.



Fuse terminal blocks with fuse holders that can be swiveled



Thermal circuit breakers for overload and short-circuit protection


Component terminal blocks

You can use component terminal blocks in various applications. The terminal blocks satisfy high safety requirements. Installation errors can easily occur, especially when using different components. This is why we include printed circuit diagrams or symbols on our terminal blocks, thereby significantly reducing the risk of wiring errors.


The product range for this family is extremely diverse:

- Component terminal blocks with LED for visualizing operating states in a system
- Component terminal blocks with blocking diodes for protecting components against reverse currents
- Component terminal blocks with resistors
- Single- or multi-level versions

The item designations for component terminal blocks with integrated diodes or components contain the abbreviations R-L or O-U, for example. These abbreviations indicate the flow direction. For example, R-L indicates that the flow direction is from right to left.



PTME 6-DIO/L-R HV component terminal block



PTTBS 2,5-DIO/O-U component terminal block

Product overview for fuse and component terminal blocks

Lever-type and screw cap fuse terminal blocks (G type)					Connection method versions		
					Technology	Type	Item no.
	Type	Item no.	QTC 2,5-HESI (5X20)	3050293			
	Connection technology		Fast connection				
	Current / voltage		6.3 A / 500 V				
	Cross-section range (IEC//AWG)		0.5 mm ² ... 2.5 mm ² // 20 ... 14				
	Type	Item no.	PT 4-HESI (5X20)	3211861	Push-in connection Screw connection Spring-cage connection Spring-cage connection Fast connection	PTV 4-HESI (5X20)	1088742
	Connection technology		Push-in connection			UT 4-HESI (5X20)	3046032
	Current / voltage		6.3 A / 500 V			ST 4-HESI (5X20)	3036369
	Cross-section range (IEC//AWG)		0.2 mm ² ... 4 mm ² // 24 ... 10			ST 4-HESI (6,3X32)	3036385
						QTC 2,5-HESI (5X20)	3050293
	Type	Item no.	UT 4-PE/HESI (5X20)	3073995			
	Connection technology		Screw connection				
	Current / voltage		6.3 A / 500 V				
	Cross-section range (IEC//AWG)		0.14 mm ² ... 6 mm ² // 26 ... 10				
	Type	Item no.	PTC 4-HESI (5X20)	3270200			
	Connection technology		Push-in connection				
	Current / voltage		6.3 A / 500 V				
	Cross-section range (IEC//AWG)		0.2 mm ² ... 4 mm ² // 24 ... 12				
	Type	Item no.	PTTB 4-HESI (5X20)	3211886			
	Connection technology		Push-in connection				
	Current / voltage		28 A / 500 V				
	Cross-section range (IEC//AWG)		0.2 mm ² ... 6 mm ² // 24 ... 12				

Important note

The technical data in the product tables relates to the specified reference item. It may differ slightly for connection versions in some cases.



You will find the exact and complete data for the individual items in our online shop. There is also a list of corresponding accessories provided for each item.



Product overview for fuse and component terminal blocks

Lever-type and screw cap fuse terminal blocks (G type)					Connection method versions		
					Technology	Type	Item no.
	Type	Item no.	PT 4-L/HESI (5X20)	3002608	Screw connection	UT 4-L/HESI (5X20)	3214325
	Connection technology	Push-in connection					
	Current / voltage	28 A / 500 V					
	Cross-section range (IEC//AWG)	0.2 mm ² ... 6 mm ² // 24 ... 10					
	Type	Item no.	PT 4-PE/L/HESI (5X20)	3002602	Screw connection	UT 4-PE/L/HESI (5X20)	3214325
	Connection technology	Push-in connection					
	Current / voltage	28 A / 500 V					
	Cross-section range (IEC//AWG)	0.2 mm ² ... 6 mm ² // 24 ... 10					
	Type	Item no.	PT 6-HESI (6,3X32)	3211870	Screw connection	UT 6-HESI (6,3X32)	3046401
	Connection technology	Push-in connection					
	Current / voltage	10 A / 630 V					
	Cross-section range (IEC//AWG)	0.5 mm ² ... 10 mm ² // 20 ... 8					
	Type	Item no.	PT 10-HESI (6,3X32)	1090617	Screw connection	UT 10-HESI (6,3X32)	3046401
	Connection technology	Push-in connection					
	Current / voltage	10 A / 630 V					
	Cross-section range (IEC//AWG)	0.5 mm ² ... 10 mm ² // 20 ... 6					
	Type	Item no.	PT 6-DREHSI (5X20)	3025042	Screw connection	UT 6-DREHSI (5X20)	3046401
	Connection technology	Push-in connection					
	Current / voltage	10 A / 1000 V					
	Cross-section range (IEC//AWG)	0.5 mm ² ... 10 mm ² // 20 ... 8					

Product overview for fuse and component terminal blocks

Lever-type and screw cap fuse terminal blocks (F type)					Connection method versions		
					Technology	Type	Item no.
	Type	Item no.	PT 4-FSI/F	3208943			
	Connection technology		Push-in connection				
	Current / voltage		10 A / 400 V				
	Cross-section range (IEC//AWG)		0.2 mm ² ... 6 mm ² // 24 ... 10				
	Type	Item no.	ST 4-FSI/C	3036372			
	Connection technology		Spring-cage connection				
	Current / voltage		30 A / 400 V				
	Cross-section range (IEC//AWG)		0.08 mm ² ... 4 mm ² // 28 ... 12				
	Type	Item no.	PT 6-FSI/C	3212166			
	Connection technology		Push-in connection				
	Current / voltage		25 A / 400 V				
	Cross-section range (IEC//AWG)		0.5 mm ² ... 10 mm ² // 20 ... 8				
	Type	Item no.	PT 10-FSI/C	1088498			
	Connection technology		Push-in connection				
	Current / voltage		25 A / 400 V				
	Cross-section range (IEC//AWG)		0.5 mm ² ... 10 mm ² // 20 ... 6				

Product overview for fuse and component terminal blocks

1

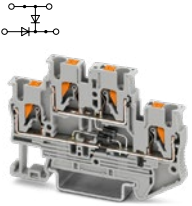

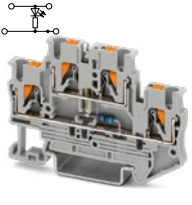



2

Lever-type fuse holders for photovoltaics					Connection method versions		
					Technology	Type	Item no.
	Type	Item no.	PT 10,3-HESI 1000V	3062142			
	Connection technology		Push-in connection				
	Current / voltage		20 A / 1000 V DC				
	Cross-section range (IEC//AWG)		1.5 mm ² ... 16 mm ² // 14 ... 6				
	Type	Item no.	UK 10,3-HESI 1000V	3211236			
	Connection technology		Screw connection				
	Current / voltage		30 A / 1000 V DC				
	Cross-section range (IEC//AWG)		0.75 mm ² ... 25 mm ² // 18 ... 3				
	Type	Item no.	UK 10,3-HESI 1000V	3211236			
	Connection technology		Screw connection				
	Current / voltage		30 A / 1000 V DC				
	Cross-section range (IEC//AWG)		0.75 mm ² ... 25 mm ² // 18 ... 3				
	Type	Item no.	UK 10,3-HESI A 1500V	1069842			
	Connection technology		Screw connection				
	Current / voltage		32 A / 1500 V DC				
	Cross-section range (IEC//AWG)		2.5 mm ² ... 25 mm ² // 14 ... 4				

Product overview for fuse and component terminal blocks

Component terminal blocks					Connection method versions		
					Technology	Type	Item no.
	Type	Item no.	QTTCB 1,5-DIO/O-U	3206241			
	Connection technology		Fast connection				
	Current / voltage		17.5 A / 500 V				
	Cross-section range (IEC//AWG)		0.25 mm ² ... 1.5 mm ² // 24 ... 16				
	Type	Item no.	PT 2,5-DIO/R-L	3210237	Spring-cage connection	ST 2,5-DIO/R-L	3036518
	Connection technology		Push-in connection				
	Connection version		PT 2,5-DIO/L-R	3210224			
	Current / voltage		0.5 A / 800 V				
	Type	Item no.	PT 2,5-TWIN-DIO/R-L	3210253	Spring-cage connection	ST 2,5-TWIN-DIO/R-L	3036521
	Connection technology		Push-in connection				
	Connection version		PT 2,5-TWIN-DIO/L-R	3210240			
	Current / voltage		0.5 A / 800 V				
	Type	Item no.	PT 2,5-QUATTRO-DIO/R-L	3210279	Spring-cage connection	ST 2,5-QUATTRO-DIO/R-L	3036534
	Connection technology		Push-in connection				
	Connection version		PT 2,5-QUATTRO-DIO/L-R	3210266			
	Current / voltage		0.5 A / 800 V				
	Type	Item no.	ST 2,5-QUATTRO-DIO 1N 5408K/R-L	3002214	Spring-cage connection	ST 2,5-QUATTRO-DIO 1N 5408K/L-R	3002216
	Connection technology		Spring-cage connection				
	Connection version		ST 2,5-QUATTRO-DIO 1N 5408K/L-R	3002216			
	Current / voltage		1.5 A / 800 V				
	Type	Item no.	PTTB 2,5-DIO/O-U	3210923	Screw connection Spring-cage connection	UTT 2,5-DIO/O-U	3046650
	Connection technology		Push-in connection				
	Connection version		PTTB 2,5-DIO/U-O	3210936			
	Current / voltage		0.5 A / 500 V				
	Connection version		PTTB 2,5-DIO/O-U	3210923	Screw connection Spring-cage connection	STTB 2,5-DIO/O-U	3031555
	Current / voltage		0.5 A / 500 V				
	Cross-section range (IEC//AWG)		0.14 mm ² ... 4 mm ² // 26 ... 12				
	Connection version		PTTB 2,5-DIO/O-U	3210923			



Product overview for fuse and component terminal blocks

Component terminal blocks				Connection method versions		
				Technology	Type	Item no.
	Type	Item no.	PTTB 2,5-2DIO/O-UR/UL-UR 3215041	Screw connection	UTTB 2,5-2DIO/O-UL/O-UR 3046689	
	Connection technology	Push-in connection				
	Connection version	PTTB 2,5-2DIO/O-UL/UR-UL 3211430				
	Current / voltage	0.5 A / 500 V				
	Cross-section range (IEC//AWG)	0.14 mm ² ... 4 mm ² // 26 ... 14				
	Type	Item no.	PTTB 2,5-R499/O-U 3210925	Spring-cage connection	STTB 2,5-2DIO/O-UL/O-UR 3031597	
	Connection technology	Push-in connection				
	Current / voltage	20 A / 500 V				
	Cross-section range (IEC//AWG)	0.14 mm ² ... 4 mm ² // 26 ... 14				
	Type	Item no.	PTTB 2,5-LA 230 3211472	Screw connection Spring-cage connection	UTTB 2,5-LA 230 3046715 STTB 2,5-LA230 3031623	
	Connection technology	Push-in connection				
	Current / voltage	20 A / 500 V				
	Cross-section range (IEC//AWG)	0.14 mm ² ... 4 mm ² // 26 ... 14				
	Type	Item no.	UTTB 2,5-BE 3046744	Screw connection		
	Connection technology	Screw connection				
	Current / voltage	24 A / 500 V				
	Cross-section range (IEC//AWG)	0.14 mm ² ... 4 mm ² // 26 ... 12				
	Type	Item no.	PTTB 2,5-2BE 3211480	Spring-cage connection		
	Connection technology	Push-in connection				
	Current / voltage	22 A / 500 V				
	Cross-section range (IEC//AWG)	0.14 mm ² ... 4 mm ² // 26 ... 14				
	Type	Item no.	PTTB 2,5-ILA 100 3215042	Spring-cage connection		
	Connection technology	Push-in connection				
	Current / voltage	100 mA / 500 V				
	Cross-section range (IEC//AWG)	0.14 mm ² ... 4 mm ² // 26 ... 14				

Product overview for fuse and component terminal blocks

Component terminal blocks					Connection method versions		
					Technology	Type	Item no.
	Type	Item no.	UT 2,5-3L-LA24RD/O-M	3214288			
	Connection technology		Screw connection				
	Current / voltage		19 A / 24 V				
	Cross-section range (IEC//AWG)		0.14 mm ² ... 4 mm ² // 26 ... 12				
	Type	Item no.	STTB 2,5-PT100 MD	3035564			
	Connection technology		Spring-cage connection				
	Current / voltage		22 A / 500 V				
	Cross-section range (IEC//AWG)		0.08 mm ² ... 2.5 mm ² // 28 ... 14				
	Type	Item no.	UT 4-PE/L-DIO/L-R P/P	3046834			
	Connection technology		Screw connection				
	Connection version		UT 4-PE/L-DIO/R-L P/P	3046235			
	Current / voltage		0.5 A / 500 V				
	Cross-section range (IEC//AWG)		0.14 mm ² ... 6 mm ² // 26 ... 10				
	Type	Item no.	UT 4-MTD-DIO/L-R	3046210			
	Connection technology		Screw connection				
	Connection version		UT 4-MTD-DIO/R-L	3046236			
	Current / voltage		0.5 A / 800 V				
	Cross-section range (IEC//AWG)		0.14 mm ² ... 6 mm ² // 26 ... 10				
	Type	Item no.	PT 4-QUATTRO-DIO 1N 5408/L-R	3211919			
	Connection technology		Push-in connection				
	Connection version		PT 4-QUATTRO-DIO 1N 5408/R-L	3211921			
	Current / voltage		1.5 A / 800 V				
	Cross-section range (IEC//AWG)		0.2 mm ² ... 6 mm ² // 24 ... 10				
	Type	Item no.	STME 6-DIO/R-L HV	3035692			
	Connection technology		Spring-cage connection				
	Connection version		STME 6-DIO/L-R HV	3035691			
	Current / voltage		5 A / 1000 V				
	Cross-section range (IEC//AWG)		0.2 mm ² ... 6 mm ² // 24 ... 10				


Product overview for fuse and component terminal blocks

Component terminal blocks				Connection method versions			
				Technology	Type	Item no.	
	Type	Item no.	PTME 6-BE	3035687	Spring-cage connection	STME 6-BE	3035688
	Connection technology	Push-in connection					
	Current / voltage	30 A / 500 V					
	Cross-section range (IEC//AWG)	0.5 mm ² ... 6 mm ² // 20 ... 10					
	Type	Item no.	PTME 6-DIO/R-L HV	3035698			
	Connection technology	Push-in connection					
	Connection version	PTME 6-DIO/L-R HV	3035697				
	Current / voltage	5 A / 1000 V					
	Cross-section range (IEC//AWG)	0.5 mm ² ... 6 mm ² // 20 ... 10					

CLIPLINE complete

Plug-in terminal blocks

The plug-in terminal blocks consist of terminal blocks that have an entirely plug-in design and a special form of hybrid terminal blocks. The hybrid versions have a standardized plug-in zone on one side and Push-in, screw, spring-cage, or fast-connection technology on the other side. Thanks to the contact system, they are also resistant to extreme vibrations. The plug-in terminal blocks save you a lot of time when carrying out signal and power wiring.



Your advantages


- ✓ Powerful plug-in contact enables nominal currents up to 41 A and nominal voltages up to 1,000 V
- ✓ Complete flexibility with connectors designed for assembly
- ✓ Protection against mismatching, thanks to coding options
- ✓ Vibration-resistant, thanks to optional latching accessories

Information on the plug-in terminal blocks

Plug-in connection solutions

The COMBI connection system enables the time-saving and modular configuration of your application. Like the terminal blocks, the COMBI connectors are available with Push-in, screw, spring-cage, and fast-connection technologies. The nominal data of up to 41 A and 1000 V provides a connection system for signal and power wiring. The system also meets stringent vibration requirements.


Both the terminal blocks and the connectors are touch-proof. A comprehensive range of accessories is available, from latching mechanisms and strain relief to shield connections.



Plug-in contacts with various connection technologies

Ground terminals

The plug-in terminal blocks often have ground terminals that are the same shape. These terminals have the suffix -PE. The green-yellow terminals conform to standard IEC 60947-7-2 and are connected to the DIN rail by means of a metal PE foot. The connection between the terminal points and the DIN rail is established automatically when the terminals are snapped on.



ST 2,5/2P-PE ground terminals

Important note

The technical data in the product tables relates to the specified reference item. It may differ slightly for connection versions in some cases.

You will find the exact and complete data for the individual items in our online shop. There is also a list of corresponding accessories provided for each item.





Product overview for plug-in terminal blocks

Terminal blocks that can be connected on both sides					Connection method versions		
					Technology	Type	Item no.
	Type	Item no.	PT 1,5/S/2P	3213784			
	Connection technology	Plug-in connection					
	Current / voltage	17.5 A / 500 V					
	Cross-section range (IEC//AWG)	0.14 mm ² ... 1.5 mm ² // 26 ... 14					
	Type	Item no.	PTTB 1,5/S/4P	3213865			
	Connection technology	Plug-in connection					
	Blue housing version	Item no.	PTTB 1,5/S/4P BU	3213878			
	PE version	Item no.	PTTB 1,5/S/4P-PE	3213881			
	Current / voltage	16 A / 500 V					
	Type	Item no.	ST 2,5/2P	3042133			
	Connection technology	Plug-in connection					
	Current / voltage	24 A / 500 V					
	Cross-section range (IEC//AWG)	0.08 mm ² ... 2.5 mm ² // 28 ... 14					
	Type	Item no.	ST 2,5-QUATTRO/4P	3042159			
	Connection technology	Plug-in connection					
	Current / voltage	24 A / 500 V					
	Cross-section range (IEC//AWG)	0.08 mm ² ... 2.5 mm ² // 28 ... 14					
	Type	Item no.	STTB 2,5/4P	3061486			
	Connection technology	Plug-in connection					
	Blue housing version	Item no.	STTB 2,5/4P BU	3061512			
	PE version	Item no.	STTB 2,5/4P-PE	3061499			
	Current / voltage	22 A / 500 V					
	Type	Item no.	ST 4/ 2P	3042735			
	Connection technology	Plug-in connection					
	Blue housing version	Item no.	ST 4/ 2P BU	3043789			
	PE version	Item no.	ST 4/ 2P-PE	3042748			
	Current / voltage	32 A / 800 V					
	Type	Item no.	ST 4-QUATTRO/4CP	3042736			
	Connection technology	Plug-in connection					
	Current / voltage	32 A / 500 V					
	Cross-section range (IEC//AWG)	0.08 mm ² ... 4 mm ² // 28 ... 12					

Product overview for plug-in terminal blocks

Terminal blocks that can be connected on one side (feed-through terminal blocks and multi-conductor terminal blocks)					Connection method versions		
					Technology	Type	Item no.
	Type	Item no.	PT 1,5/S/1P	3208582	Push-in plug-in connection Fast plug-in connection	PTS 1,5/S/1P QTC 1,5/ 1P	3214453 3050073
	Connection technology		Push-in / plug-in connection				
	Blue housing version		PT 1,5/S/1P BU	3208595			
	PE version		PT 1,5/S/1P-PE	3212332			
	Current / voltage		17.5 A / 500 V				
	Cross-section range (IEC//AWG)		0.14 mm ² ... 1.5 mm ² // 26 ... 14				
	Type	Item no.	PT 2,5/1P	3210033	Screw plug-in connection Spring-cage plug-in connection	UT 2,5/1P ST 2,5/ 1P	3045017 3040012
	Connection technology		Push-in / plug-in connection				
	Blue housing version		PT 2,5/1P BU	3210046			
	PE version		PT 2,5/1P-PE	3210059			
	Current / voltage		24 A / 500 V				
	Cross-section range (IEC//AWG)		0.14 mm ² ... 4 mm ² // 26 ... 12				
	Type	Item no.	PT 4/1P	3211937	Screw plug-in connection Spring-cage plug-in connection	UT 4/ 1P ST 4/ 1P	3045583 3042719
	Connection technology		Push-in / plug-in connection				
	Blue housing version		PT 4/1P BU	3212007			
	PE version		PT 4/1P-PE	3211942			
	Current / voltage		32 A / 800 V				
	Cross-section range (IEC//AWG)		0.2 mm ² ... 6 mm ² // 24 ... 10				
	Type	Item no.	UT 4/ 1P-H	3001369	Screw / plug-in connection		
	Connection technology		Screw / plug-in connection				
	PE version		UT 4/ 1P-H-PE	3001372			
	Current / voltage		32 A / 800 V				
	Cross-section range (IEC//AWG)		0.14 mm ² ... 6 mm ² // 26 ... 10				
	Type	Item no.	PT 6/1P	3061758	Screw plug-in connection	UT 6/1P	3060539
	Connection technology		Push-in / plug-in connection				
	Blue housing version		PT 6/1P BU	3061761			
	PE version		PT 6/1P-PE	3061774			
	Current / voltage		41 A / 1000 V				
	Cross-section range (IEC//AWG)		0.5 mm ² ... 10 mm ² // 20 ... 8				
	Type	Item no.	PT 1,5/S-TWIN/1P	3212358	Push-in plug-in connection	PTS 1,5/S-TWIN/1P	3214709
	Connection technology		Push-in / plug-in connection				
	Blue housing version		PT 1,5/S-TWIN/1P BU	3212361			
	PE version		PT 1,5/S-TWIN/1P-PE	3212374			
	Current / voltage		17.5 A / 500 V				
	Cross-section range (IEC//AWG)		0.14 mm ² ... 1.5 mm ² // 26 ... 14				
	Type	Item no.	PT 2,5-TWIN/1P	3209633	Screw plug-in connection Spring-cage plug-in connection	UT 2,5-TWIN/1P ST 2,5-TWIN/ 1P	3060490 3042117
	Connection technology		Push-in / plug-in connection				
	Blue housing version		PT 2,5-TWIN/1P BU	3209646			
	PE version		PT 2,5-TWIN/1P-PE	3209659			
	Current / voltage		24 A / 500 V				
	Cross-section range (IEC//AWG)		0.14 mm ² ... 4 mm ² // 26 ... 12				



Product overview for plug-in terminal blocks



Terminal blocks that can be connected on one side (feed-through terminal blocks and multi-conductor terminal blocks)					Connection method versions		
					Technology	Type	Item no.
	Type	Item no.	PT 4-TWIN/1P	3212200	Screw plug-in connection	UT 4-TWIN/ 1P	3060267
	Connection technology		Push-in / plug-in connection				
	Blue housing version		PT 4-TWIN/1P BU	3212201			
	PE version		PT 4-TWIN/1P-PE	3212202			
	Current / voltage		32 A / 800 V				
	Cross-section range (IEC//AWG)		0.2 mm ² ... 6 mm ² // 24 ... 10				
	Type	Item no.	PT 1,5/S-QUATTRO/2P	3212390	Screw plug-in connection	UT 4-QUATTRO/ 2P	3060296
	Connection technology		Push-in / plug-in connection				
	Blue housing version		PT 1,5/S-QUATTRO/2P BU	3212400			
	PE version		PT 1,5/S-QUATTRO/2P-PE	3212413			
	Current / voltage		17.5 A / 500 V				
	Cross-section range (IEC//AWG)		0.14 mm ² ... 1.5 mm ² // 26 ... 14				
	Type	Item no.	PT 4-QUATTRO/2P	3211991	Screw plug-in connection Spring-cage plug-in connection	ST 4-QUATTRO/2P	3042845
	Connection technology		Push-in / plug-in connection				
	Blue housing version		PT 4-QUATTRO/2P BU	3212000			
	PE version		PT 4-QUATTRO/2P-PE	3211999			
	Current / voltage		32 A / 800 V				
	Cross-section range (IEC//AWG)		0.2 mm ² ... 6 mm ² // 24 ... 10				
	Type	Item no.	PT 4/S-QUATTRO/1P	1107578	Screw plug-in connection	UT 6-QUATTRO/2P	3060568
	Connection technology		Push-in / plug-in connection				
	Current / voltage		24 A / 800 V				
	Cross-section range (IEC//AWG)		0.14 mm ² ... 4 mm ² // 26 ... 12				
	Type	Item no.	PT 4-QUATTRO/3CP	1091577	Screw plug-in connection	UT 6-QUATTRO/2P	3060568
	Connection technology		Push-in / plug-in connection				
	PE version		PT 4-QUATTRO/3CP-PE	1156663			
	Current / voltage		32 A / 800 V				
	Cross-section range (IEC//AWG)		0.2 mm ² ... 6 mm ² // 24 ... 10				
	Type	Item no.	PT 6-QUATTRO/2P	3061826	Screw plug-in connection	UT 6-QUATTRO/2P	3060568
	Connection technology		Push-in / plug-in connection				
	Blue housing version		PT 6-QUATTRO/2P BU	3061839			
	PE version		PT 6-QUATTRO/2P-PE	3061842			
	Current / voltage		41 A / 1000 V				
	Cross-section range (IEC//AWG)		0.5 mm ² ... 10 mm ² // 20 ... 8				
	Type	Item no.	PT 2,5-HEXA/3P	3040044	Screw plug-in connection	UT 6-QUATTRO/2P	3060568
	Connection technology		Push-in / plug-in connection				
	Blue housing version		PT 2,5-HEXA/3P BU	3040048			
	PE version		PT 2,5-HEXA/3P-PE	3040052			
	Current / voltage		24 A / 500 V				
	Cross-section range (IEC//AWG)		0.14 mm ² ... 4 mm ² // 26 ... 12				

Product overview for plug-in terminal blocks


Terminal blocks that can be connected on one side (double-level and multi-level terminal blocks)					Connection method versions			
					Technology	Type	Item no.	
	Type	Item no.	PTTB 1,5/S/2P	3212439	Push-in plug-in connection Fast plug-in connection	PTTBS 1,5/S/2P QTTCB 1,5/ 2P	3214495 3050196	
	Connection technology	Push-in / plug-in connection						
	Blue housing version	PTTB 1,5/S/2P BU						3212442
	PE version	PTTB 1,5/S/2P-PE						3212455
	Current / voltage	16 A / 500 V						
	Cross-section range (IEC//AWG)	0.14 mm ² ... 1.5 mm ² // 26 ... 14						
	Type	Item no.	PTTB 2,5/2P	3210871	Push-in plug-in connection Screw plug-in connection Spring-cage plug-in connection	PTTBS 2,5/2P UTTB 2,5/2P STTB 2,5/2P	3211260 3060351 3040054	
	Connection technology	Push-in / plug-in connection						
	Blue housing version	PTTB 2,5/2P BU						3210884
	PE version	PTTB 2,5/2P-PE						3210897
	Current / voltage	22 A / 500 V						
	Cross-section range (IEC//AWG)	0.14 mm ² ... 2.5 mm ² // 26 ... 14						
	Type	Item no.	STTB 2,5/2P SO	3040892				
	Connection technology	Spring-cage / plug-in connection						
	Blue housing version	STTB 2,5/2P BU SO						3040902
	PE version	STTB 2,5/2P-PE SO						3040915
	Current / voltage	22 A / 500 V						
	Cross-section range (IEC//AWG)	0.08 mm ² ... 2.5 mm ² // 28 ... 14						
	Type	Item no.	PTTBS 2,5-TWIN/2P	3210604				
	Connection technology	Push-in / plug-in connection						
	Blue housing version	PTTBS 2,5-TWIN/2P BU						3210605
	PE version	PTTBS 2,5-TWIN/2P-PE						3210606
	Current / voltage	18 A / 500 V						
	Cross-section range (IEC//AWG)	0.14 mm ² ... 4 mm ² // 26 ... 14						
	Type	Item no.	PTS 1,5/S-3L/3P	1027881				
	Connection technology	Push-in / plug-in connection						
	Blue housing version	PTS 1,5/S-3L/3P BU						1027882
	Current / voltage	15 A / 500 V						
	Cross-section range (IEC//AWG)	0.14 mm ² ... 1.5 mm ² // 26 ... 14						
	Type	Item no.	PTS 1,5/S-PE/L/N/3P	1027886	Push-in plug-in connection	PTS 1,5/S-3PE/3P	1027884	
	Connection technology	Push-in / plug-in connection						
	Current / voltage	15 A / 500 V						
	Cross-section range (IEC//AWG)	0.14 mm ² ... 1.5 mm ² // 26 ... 14						


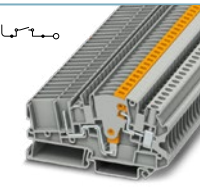



Product overview for plug-in terminal blocks

Terminal blocks that can be connected on one side (double-level and multi-level terminal blocks)				Connection method versions		
				Technology	Type	Item no.
	Type	Item no.	PT 2,5-4L/1P	Spring-cage plug-in connection	ST 2,5-4L/1P	3041985
			3012300			
	Connection technology	Push-in / plug-in connection				
	Current / voltage	10 A / 250 V				
	Cross-section range (IEC//AWG)	0.14 mm ² ... 4 mm ² // 26 ... 12				
	Type	Item no.	PT 2,5-4L/2P	Spring-cage plug-in connection	ST 2,5-4L/2P	3042007
			3012310			
	Connection technology	Push-in / plug-in connection				
	Current / voltage	10 A / 250 V				
	Cross-section range (IEC//AWG)	0.14 mm ² ... 4 mm ² // 26 ... 12				

Terminal blocks that can be connected on one side (feed-through and multi-conductor terminal blocks)				Connection method versions		
				Technology	Type	Item no.
	Type	Item no.	ST 2,5-TWIN-TG/1P			
			3040847			
	Connection technology	Spring-cage / plug-in connection				
	Current / voltage	20 A / 400 V				
	Cross-section range (IEC//AWG)	0.08 mm ² ... 2.5 mm ² // 28 ... 14				
	Type	Item no.	ST 2,5-TWIN-MT/1P			
			3040766			
	Connection technology	Spring-cage / plug-in connection				
	Current / voltage	20 A / 400 V				
	Cross-section range (IEC//AWG)	0.08 mm ² ... 2.5 mm ² // 28 ... 14				

Product overview for plug-in terminal blocks

Terminal blocks that can be connected on one side (miniature terminal blocks)					Connection method versions		
					Technology	Type	Item no.
	Type	Item no.	MPT 1,5/S/1P	3248115			
	Connection technology	Push-in connection					
	PE version		MPT 1,5/S/1P-PE	3248117			
	Current / voltage	17.5 A / 500 V					
	Cross-section range (IEC//AWG)	0.14 mm ² ... 1.5 mm ² // 26 ... 14					

Terminal blocks that can be connected on one side (transformer terminal blocks)					Connection method versions		
					Technology	Type	Item no.
	Type	Item no.	UTME 4/1P	3057416			
	Connection technology	Screw / plug-in connection					
	Current / voltage	28 A / 500 V					
	Cross-section range (IEC//AWG)	0.14 mm ² ... 6 mm ² // 26 ... 10					
	Type	Item no.	UTME 4-CT/1P	3057432			
	Connection technology	Screw / plug-in connection					
	Current / voltage	28 A / 500 V					
	Cross-section range (IEC//AWG)	0.14 mm ² ... 6 mm ² // 26 ... 10					
	Type	Item no.	PTME 6/1P	3212306			
	Connection technology	Push-in connection					
	Current / voltage	30 A / 500 V					
	Cross-section range (IEC//AWG)	0.5 mm ² ... 6 mm ² // 20 ... 10					
	Type	Item no.	PTME 6-CT/1P	3212300			
	Connection technology	Push-in connection					
	PE version		PTMED 4-PE	3212154			
	Current / voltage	30 A / 500 V					
	Cross-section range (IEC//AWG)	0.5 mm ² ... 6 mm ² // 20 ... 10					
	Type	Item no.	PTMED 6-CT/1P	3212301			
	Connection technology	Push-in connection					
	PE version		PTMED 6-CT/1P-PE	3212302			
	Current / voltage	30 A / 500 V					
	Cross-section range (IEC//AWG)	0.5 mm ² ... 6 mm ² // 20 ... 10					

CLIPLINE complete

Installation terminal blocks

The installation terminal blocks facilitate the configuration of building distributors. The particularly low-profile and compact installation terminal blocks are the perfect solution for wiring in distribution boards and flat distribution boards. The installation terminal block product range includes a wide variety of three-level installation terminal blocks and neutral-conductor disconnect terminal blocks, as well as the corresponding feed-through terminal blocks, disconnect terminal blocks, and ground terminals.



Your advantages

- ✓ Intelligent marshalling of three-phase systems with standard plug-in bridges
- ✓ Dielectric test without disconnecting the neutral conductor, thanks to the integrated disconnect slide
- ✓ Simple feed-in, thanks to the multifunctional brackets
- ✓ Easy connection of fieldbus systems


Information on the installation terminal blocks

Neutral-conductor disconnect terminal blocks

The neutral-conductor disconnect terminal blocks enable you to quickly and easily implement the contacting of the neutral busbar in just one step. Use a screwdriver to push the orange slider towards the neutral busbar. As soon as you have reached the limit position, the neutral busbar is contacted completely and the contacting is vibration-resistant. To disconnect the terminal blocks, simply push the disconnect slide away from the neutral busbar again; the terminal block and neutral busbar are now disconnected once more.

Neutral busbar

The neutral-conductor disconnect terminal blocks and feed-in terminals can be optimally combined with the NLS-CU 3/10 SN. The neutral busbar is 3 mm high and 10 mm wide. In addition, it is made from tinned copper and certified in accordance with standard DIN VDE 0611-4: 1991-02.




Neutral-conductor disconnect terminal blocks for contacting the neutral busbar

Feed-in terminals

With the feed-in terminals, you can contact neutral busbars very quickly and conveniently. To do so, simply open the orange lever, insert the neutral busbar, and then close the lever again. You do not need any tools for this process, either during assembly or removal. In addition, very little force is required for installation.

Due to the special design of the feed-in terminals, the terminals also feature an end bracket and support bracket function. This allows you to save space in the usually small distributors. A support bracket of the same shape for the other side of the terminal strip rounds out the terminal block range.




Installation terminal blocks and multifunctional brackets

Disconnect and knife-disconnect terminal blocks

The disconnect terminal blocks allow you to disconnect individual circuits for various measurements. The terminal blocks are tailored to your specific requirements in electrical installations. Wire the terminal blocks in accordance with DIN VDE 0100-0108, the standard for wiring and connection conditions in distribution boards for public buildings, and the requirements for the shutdown of individual circuits in accordance with DIN VDE 0100-718.

In addition to connecting and disconnecting circuits, the terminal blocks can also be used for other purposes. With the standardized, multifunctional disconnect zone, along with isolating plugs, you can also integrate components such as diodes and resistors, fuse plugs and switching locks, and feed-through connectors.



Disconnect and knife-disconnect terminal blocks

Information on the installation terminal blocks

AKG connection terminal blocks

Easily connect your neutral busbar to the protective conductor of the control cabinet using the AKG connection terminal blocks.



AKG connection terminal blocks

Trunk line branch terminals

The branch terminals from the UDB series are suitable for the simple voltage pick-off of main supply lines up to 35 mm². They are available in the five current conductor colors, e.g., for three-phase cables.

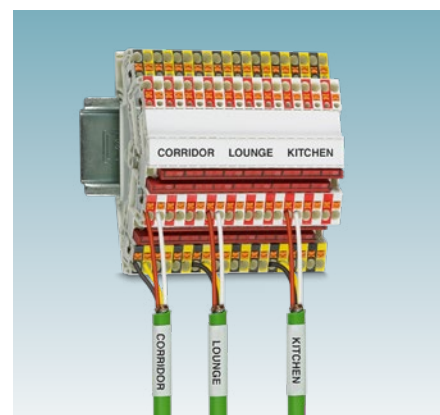


UDB trunk line branch terminals

KNX terminal blocks

KNX is a special fieldbus for applications in building automation. With a KNX bus system, various functions such as lighting, alarm, and climate controllers can be controlled automatically in buildings. Phoenix Contact provides special KNX terminal blocks for this, which allow these systems to be wired quickly and easily. With the double-level terminal blocks, you can implement the wiring of your KNX installation with an overall width of just 3.5 mm per terminal block. To ensure the easy assignment of the wire colors in the distributor, the terminal points in the terminal blocks are color coded to match the respective wire colors. This enables

the convenient marshalling of trunk lines and reserve lines of the KNX bus system. Along with this clear arrangement and the compact design, the KNX terminal blocks also allow easy potential transfer with standardized plug-in bridges.



KNX terminal blocks

Product overview for installation terminal blocks

Feed-through terminal blocks					Connection method versions		
					Technology	Type	Item no.
	Type	Item no.	PTI 2,5	3213968			
	Connection technology		Push-in connection				
	Blue housing version		PTI 2,5 BU	3213969			
	PE version		PTI 2,5-PE	3213962			
	Current / voltage		24 A / 800 V				
	Cross-section range (IEC//AWG)		0.14 mm ² ... 4 mm ² // 26 ... 12				
	Type	Item no.	PTI 2,5-N	3213952			
	Connection technology		Push-in connection				
	Connection version		PTI 2,5-L	3213951			
	Current / voltage		24 A / 400 V				
	Cross-section range (IEC//AWG)		0.14 mm ² ... 4 mm ² // 26 ... 12				
	Type	Item no.	PTI 4	3213970			
	Connection technology		Push-in connection				
	Blue housing version		PTI 4 BU	3213971			
	PE version		PTI 4-PE	3213964			
	Current / voltage		32 A / 800 V				
	Cross-section range (IEC//AWG)		0.2 mm ² ... 6 mm ² // 24 ... 10				
	Type	Item no.	PTI 6	3213972			
	Connection technology		Push-in connection				
	Blue housing version		PTI 6 BU	3213973			
	PE version		PTI 6-PE	3213966			
	Current / voltage		41 A / 800 V				
	Cross-section range (IEC//AWG)		0.5 mm ² ... 10 mm ² // 20 ... 10				
	Type	Item no.	PTI 16/S	3214029			
	Connection technology		Push-in connection				
	Blue housing version		PTI 16/S BU	3214023			
	PE version		PTI 16/S-PE	3214024			
	Current / voltage		76 A / 500 V				
	Cross-section range (IEC//AWG)		0.5 mm ² ... 16 mm ² // 24 ... 4				

Important note

The technical data in the product tables relates to the specified reference item. It may differ slightly for connection versions in some cases.



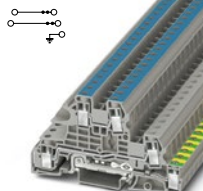
You will find the exact and complete data for the individual items in our online shop. There is also a list of corresponding accessories provided for each item.






Product overview for installation terminal blocks


Feed-through terminal blocks				Connection method versions		
				Technology	Type	Item no.
	Type	Item no.	UTI 35	3074088		
	Connection technology		Screw connection			
	Blue housing version	Item no.	UTI 35 BU	3075731		
	PE version	Item no.	UTI 35-PE	3074091		
	Current / voltage		125 A / 800 V			
	Cross-section range (IEC//AWG)		0.75 mm ² ... 35 mm ² // 18 ... 2			
	Type	Item no.	PTI 2,5-L/N	3213954		
	Connection technology		Push-in connection			
	Connection version	Item no.	PTI 2,5-L/L	3213953		
	Current / voltage		24 A / 400 V			
	Cross-section range (IEC//AWG)		0.14 mm ² ... 4 mm ² // 26 ... 12			
	Type	Item no.	PTI 2,5-PE/L/N	3213950		
	Connection technology		Push-in connection			
	Connection version	Item no.	PTI 2,5-PE/L/L	3213949		
	Current / voltage		24 A / 400 V			
	Cross-section range (IEC//AWG)		0.14 mm ² ... 4 mm ² // 26 ... 12			
	Type	Item no.	PTI 2,5-L/LB	3213945		
	Connection technology		Push-in connection			
	Current / voltage		24 A / 400 V			
	Cross-section range (IEC//AWG)		0.14 mm ² ... 4 mm ² // 26 ... 12			
	Type	Item no.	PTB 2,5-PE/L/L	3210547		
	Connection technology		Push-in connection			
	Current / voltage		20 A / 400 V			
	Cross-section range (IEC//AWG)		0.14 mm ² ... 4 mm ² // 26 ... 12			
	Type	Item no.	PTI 4-L/N	3214051		
	Connection technology		Push-in connection			
	Connection version	Item no.	PTI 4-L/L	3214052		
	Current / voltage		28 A / 400 V			
	Cross-section range (IEC//AWG)		0.2 mm ² ... 6 mm ² // 24 ... 10			

Product overview for installation terminal blocks

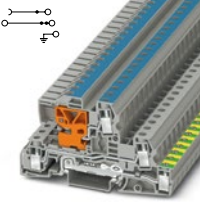
Feed-through terminal blocks				Connection method versions		
				Technology	Type	Item no.
	Type	Item no.	PTI 4-PE/L/N	3214049		
	Connection technology	Push-in connection				
	Connection version	Item no.	PTI 4-PE/L/L	3214050		
	Current / voltage	28 A / 400 V				
	Cross-section range (IEC//AWG)	0.2 mm ² ... 6 mm ² // 24 ... 10				
	Type	Item no.	UTI 6-L/N	3076045		
	Connection technology	Screw connection				
	Connection version	Item no.	UTI 6-L/L	3076042		
	Current / voltage	38 A / 400 V				
	Cross-section range (IEC//AWG)	0.2 mm ² ... 10 mm ² // 24 ... 8				
	Type	Item no.	UTI 6-PE/L/N	3076041		
	Connection technology	Screw connection				
	Connection version	Item no.	UTI 6-PE/L/L	3076040		
	Current / voltage	38 A / 400 V				
	Cross-section range (IEC//AWG)	0.2 mm ² ... 10 mm ² // 24 ... 8				


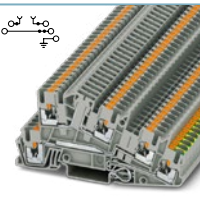


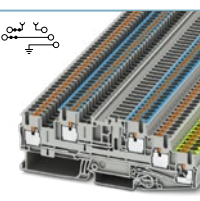
Neutral-conductor disconnect terminal blocks				Connection method versions			
				Technology	Type	Item no.	
	Type	Item no.	PTN 2,5	3213963			
	Connection technology	Push-in connection					
	Current / voltage	24 A / 250 V					
	Cross-section range (IEC//AWG)	0.14 mm ² ... 4 mm ² // 26 ... 12					
	Type	Item no.	PTN 4	3213965			
	Connection technology	Push-in connection					
	Current / voltage	32 A / 250 V					
	Cross-section range (IEC//AWG)	0.2 mm ² ... 4 mm ² // 24 ... 12					
	Type	Item no.	PTN 6	3213967			
	Connection technology	Push-in connection					
	Current / voltage	41 A / 400 V					
	Cross-section range (IEC//AWG)	0.5 mm ² ... 6 mm ² // 20 ... 10					
					Screw connection	UTN 2,5	3245011
					Spring-cage connection	STN 2,5	3031940
					Screw connection	UTN 4	3245024
					Spring-cage connection	STN 4	3031979
					Screw connection	UTN 6	3245037

Product overview for installation terminal blocks


Neutral-conductor disconnect terminal blocks				Connection method versions		
				Technology	Type	Item no.
	Type	Item no.	UTN 10	3245040		
	Connection technology		Screw connection			
	Current / voltage		57 A / 400 V			
	Cross-section range (IEC//AWG)		0.5 mm ² ... 16 mm ² // 20 ... 6			
	Type	Item no.	PTN 16/S	3214025		
	Connection technology		Push-in connection			
	Current / voltage		68 A / 500 V			
	Cross-section range (IEC//AWG)		0.5 mm ² ... 16 mm ² // 24 ... 4			
	Type	Item no.	UTN 35	3245066		
	Connection technology		Special and mixed connection			
	Current / voltage		110 A / 400 V			
	Cross-section range (IEC//AWG)		0.75 mm ² ... 35 mm ² // 18 ... 2			
	Type	Item no.	PTI 2,5-L/NT	3213947		
	Connection technology		Push-in connection			
	Connection version		PTI 2,5-L/LT	3213948		
	Current / voltage		24 A / 400 V			
	Type	Item no.	PTI 2,5-PE/L/NT	3213946		
	Connection technology		Push-in connection			
	Current / voltage		24 A / 400 V			
	Cross-section range (IEC//AWG)		0.14 mm ² ... 4 mm ² // 26 ... 12			
	Type	Item no.	PTI 4-PE/L/NT	3214047		
	Connection technology		Push-in connection			
	Connection version		PTI 4-PE/L/LT	3214048		
	Current / voltage		28 A / 400 V			
	Cross-section range (IEC//AWG)		0.2 mm ² ... 6 mm ² // 24 ... 10			
			Screw connection	UTI 2,5-L/LB	3076033	
			Spring-cage connection	UTI 2,5-PE/L/NT	3076028	
				STI 2,5-PE/L/NT	3031827	





Product overview for installation terminal blocks

Neutral-conductor disconnect terminal blocks					Connection method versions			
					Technology	Type	Item no.	
	Type	Item no.	UTI 6-PE/L/NT	3076039				
	Connection technology	Screw connection						
	Connection version	UTI 6-PE/L/LT						3076043
	Current / voltage	38 A / 400 V						
	Cross-section range (IEC//AWG)	0.2 mm ² ... 10 mm ² // 24 ... 8						



Disconnect terminal blocks					Connection method versions			
					Technology	Type	Item no.	
	Type	Item no.	PTI 2,5-L/TG	3213961				
	Connection technology	Push-in connection						
	Current / voltage	24 A / 400 V						
	Cross-section range (IEC//AWG)	0.14 mm ² ... 4 mm ² // 26 ... 12						
	Type	Item no.	PTI 2,5-PE/L/TG	3213960	Spring-cage connection	STI 2,5-PE/L/TG	3039942	
	Connection technology	Push-in connection						
	Current / voltage	24 A / 400 V						
	Cross-section range (IEC//AWG)	0.14 mm ² ... 4 mm ² // 26 ... 12						
	Type	Item no.	PTI 2,5-L/NTB	3213956				
	Connection technology	Push-in connection						
	Connection version	PTI 2,5-L/LTB						3213958
	Current / voltage	24 A / 400 V						
	Type	Item no.	PTI 2,5-PE/L/NTB	3213955	Screw connection Spring-cage connection	UTI 2,5-PE/L/NTB	3076032	
	Connection technology	Push-in connection						
	Connection version	PTI 2,5-PE/L/LTB				3213957	STI 2,5-PE/L/NTB	3038642
	Current / voltage	24 A / 400 V						
	Type	Item no.	PTB 2,5-PE/L/NTG	3210545				
	Connection technology	Push-in connection						
	Current / voltage	22 A / 400 V						
	Cross-section range (IEC//AWG)	0.14 mm ² ... 4 mm ² // 26 ... 12						




Product overview for installation terminal blocks

Support bracket				Connection method versions		
				Technology	Type	Item no.
	Type	Item no.	PTI 16-NLS-FI	1030130		
	Connection technology		Push-in connection			
	Blue housing version		PTI 16-NLS-FI BU	1030131		
	Current / voltage		70 A / 1000 V			
	Cross-section range (IEC//AWG)		0.5 mm ² ... 16 mm ² // 24 ... 4			

AKG connection terminal blocks				Connection method versions		
				Technology	Type	Item no.
	Type	Item no.	AKG 4 BU	0421016		
	Connection technology		Screw connection			
	Current / voltage		41 A / 300 V			
	Cross-section range (IEC//AWG)		0.5 mm ² ... 4 mm ² // 20 ... 12			
	Type	Item no.	AKG 4 BK-EX	0421058		
	Connection technology		Screw connection			
	Current / voltage		32 A / 300 V			
	Cross-section range (IEC//AWG)		0.5 mm ² ... 4 mm ² // 20 ... 12			
	Type	Item no.	AKG 16 GY	0423043		
	Connection technology		Screw connection			
	Current / voltage		76 A / 300 V			
	Cross-section range (IEC//AWG)		1.5 mm ² ... 16 mm ² // 16 ... 6			
	Type	Item no.	AKG 35 BU	0424013		
	Connection technology		Screw connection			
	Current / voltage		125 A / 300 V			
	Cross-section range (IEC//AWG)		2.5 mm ² ... 35 mm ² // 14 ... 2			

Product overview for installation terminal blocks


Trunk line branch terminals				Connection method versions		
				Technology	Type	Item no.
	Type	Item no.	UDB 2X25/16 GY	3071355		
	Connection technology		Screw connection			
	Blue housing version		UDB 2X25/16 BU	3071358		
	Current / voltage		101 A / 400 V			
	Cross-section range (IEC//AWG)		1.5 mm ² ... 16 mm ² // 8 ... 3			
	Type	Item no.	UDB 2X35/25 GY	3071350		
	Connection technology		Screw connection			
	Blue housing version		UDB 2X35/25 BU	3071353		
	Current / voltage		125 A / 400 V			
	Cross-section range (IEC//AWG)		10 mm ² ... 25 mm ² // 8 ... 3			

KNX terminal blocks				Connection method versions		
				Technology	Type	Item no.
	Type	Item no.	PTTBS 1,5/S-KNX	3214663		
	Connection technology		Push-in connection			
	Current / voltage		16 A / 500 V			
	Cross-section range (IEC//AWG)		0.14 mm ² ... 1.5 mm ² // 26 ... 14			
	Type	Item no.	PTTBS 1,5/S WH/U-BK/O-RD	3214662		
	Connection technology		Push-in connection			
	Current / voltage		16 A / 500 V			
	Cross-section range (IEC//AWG)		0.14 mm ² ... 1.5 mm ² // 26 ... 14			
	Type	Item no.	PTTBS 1,5/S WH/U-YE/O-WH	3214661		
	Connection technology		Push-in connection			
	Current / voltage		16 A / 500 V			
	Cross-section range (IEC//AWG)		0.14 mm ² ... 1.5 mm ² // 26 ... 14			

CLIPLINE complete

High-current terminal blocks

High-current terminal blocks are designed for a nominal voltage of up to 1,500 V. The terminal blocks can be snapped onto a DIN rail or screwed onto the mounting panel by means of direct mounting. Corresponding pick-off terminals and bridges enable easy feed-in and potential distribution.



Your advantages

- ✓ Easy contacting of conductors up to 185 mm² and 1,500 V IEC / 1,000 V
- ✓ Easy voltage pick-off with snap-on terminal blocks
- ✓ Easy potential distribution with special bridges
- ✓ Flexible mounting with DIN rail or direct mounting versions

Information on the high-current terminal blocks

PTPOWER and UKH block versions


The PTPOWER and UKH terminals can be obtained as individual terminals or as terminal blocks. The terminal blocks are made up of several terminals and are marked as follows:

- PTPOWER 35-3 L
- PTPOWER 35-3L/N
- PTPOWER 35-3L/FE
- PTPOWER 35-3L/N/FE

The letters stand for different uses and also define the color of the individual blocks:

- L = Gray
- N = Blue
- FE = Yellow-Black

For example, the PTPOWER 35-3L/N/FE terminal block consists of three gray terminals, one blue terminal, and one black-yellow terminal. You will find the block versions in our online shop.




PTPOWER 95 as a block version

PTPOWER versions with extra test point

In addition to the standard versions, the 50, 95, and 185 mm² PTPOWER terminals include versions that feature an extra test point in the middle of the terminal block. The product designations for these versions have the suffix P.

- Example:
- PTPOWER 185 P
- PTPOWER 185 P-F


The PTPOWER 35 terminals do not feature this test point, as the 35 mm² versions have two function shafts. These shafts can be used to extend the potential and to facilitate testing.



PTPOWER 95 with test point in the middle





Ground terminals

The high-current terminal blocks often have PE terminals that are the same shape. These terminals have the suffix -PE. The green-yellow terminals conform to standard IEC 60947-7-2 and are connected to the DIN rail by means of a metal PE foot. The connection between the terminal points and the DIN rail is established automatically when the terminals are snapped on.



PTPOWER 95-PE ground terminal

Product overview for high-current terminal blocks

PTPOWER (DIN rail mounting)					Connection method versions		
					Technology	Type	Item no.
	Type	Item no.	PTPOWER 35	3212064	PowerTurn connection PTPOWER 35 P	3212091	
	Connection technology		PowerTurn connection				
	Blue housing version		PTPOWER 35 BU	3212065			
	PE version		PTPOWER 35-PE	3212066			
	Current / voltage		125 A / 1000 V				
	Cross-section range (IEC//AWG)		2.5 mm ² ... 35 mm ² // 12 ... 2				
	Type	Item no.	PTPOWER 50	3260050	PowerTurn connection PTPOWER 50 P	3260065	
	Connection technology		PowerTurn connection				
	Blue housing version		PTPOWER 50 BU	3260051			
	PE version		PTPOWER 50-PE	3260052			
	Current / voltage		150 A / 1000 V				
	Cross-section range (IEC//AWG)		10 mm ² ... 70 mm ² // 8 ... 2/0				
	Type	Item no.	PTPOWER 95	3260100	PowerTurn connection PTPOWER 95 P	3260163	
	Connection technology		PowerTurn connection				
	Blue housing version		PTPOWER 95 BU	3260103			
	PE version		PTPOWER 95-PE	3260106			
	Current / voltage		232 A / 1000 V				
	Cross-section range (IEC//AWG)		25 mm ² ... 95 mm ² // 4 ... 4/0				
	Type	Item no.	PTPOWER 185	1054722	PowerTurn connection PTPOWER 185 P	1054725	
	Connection technology		PowerTurn connection				
	Blue housing version		PTPOWER 185 BU	1054723			
	Current / voltage		309 A / 1000 V				
		Cross-section range (IEC//AWG)		95 mm ² ... 185 mm ² // 3/0 ... 350 kcmil			





Important note

The technical data in the product tables relates to the specified reference item. It may differ slightly for connection versions in some cases.









You will find the exact and complete data for the individual items in our online shop. There is also a list of corresponding accessories provided for each item.



Product overview for high-current terminal blocks

PTPOWER (flange mounting)				Connection method versions		
				Technology	Type	Item no.
	Type	Item no.	PTPOWER 35-F	3212078		
	Connection technology		PowerTurn connection			
	Blue housing version		PTPOWER 35-F BU	3212079		
	Current / voltage		125 A / 1000 V			
	Cross-section range (IEC//AWG)		2.5 mm ² ... 35 mm ² // 12 ... 2			
	Type	Item no.	PTPOWER 50-F	3260061	PowerTurn connection PTPOWER 50 P-F 1091232	
	Connection technology		PowerTurn connection			
	Blue housing version		PTPOWER 50-F BU	3260062		
	Current / voltage		150 A / 1000 V			
	Cross-section range (IEC//AWG)		10 mm ² ... 70 mm ² // 8 ... 2/0			
	Type	Item no.	PTPOWER 95-F	3260133	PowerTurn connection PTPOWER 95 P-F 1091239	
	Connection technology		PowerTurn connection			
	Blue housing version		PTPOWER 95-F BU	3260136		
	Current / voltage		232 A / 1000 V			
	Cross-section range (IEC//AWG)		25 mm ² ... 95 mm ² // 4 ... 4/0			
	Type	Item no.	PTPOWER 185 F	1054732	PowerTurn connection PTPOWER 185 P-F 1054739	
	Connection technology		PowerTurn connection			
	Blue housing version		PTPOWER 185 F BU	1054733		
	Current / voltage		309 A / 1000 V			
	Cross-section range (IEC//AWG)		95 mm ² ... 185 mm ² // 3/0 ... 350 kcmil			





Product overview for high-current terminal blocks



UKH (DIN rail mounting)				Connection method versions		
				Technology	Type	Item no.
 	Type	Item no.	UKH 50	3009118		
	Connection technology		Screw connection			
	Blue housing version		UKH 50 BU	3009105		
	Current / voltage		150 A / 1000 V			
	Cross-section range (IEC//AWG)		25 mm ² ... 70 mm ² // 3 ...2/0			
 	Type	Item no.	UKH 70	3213140		
	Connection technology		Screw connection			
	Blue housing version		UKH 70 BU	3244601		
	PE version		UKH 70-PE/S	3213141		
	Current / voltage		192 A / 1000 V			
Cross-section range (IEC//AWG)		25 mm ² ... 70 mm ² // 3 ...2/0				
 	Type	Item no.	UKH 95	3010013		
	Connection technology		Screw connection			
	Blue housing version		UKH 95 BU	3010136		
	Current / voltage		232 A / 1000 V			
Cross-section range (IEC//AWG)		35 mm ² ... 95 mm ² // 2 ...3/0				
 	Type	Item no.	UKH 240	3010217		
	Connection technology		Screw connection			
	Blue housing version		UKH 240 BU	0711852		
	Current / voltage		415 A / 1000 V			
Cross-section range (IEC//AWG)		70 mm ² ... 240 mm ² // 2/0 ...500 kcmil				

Product overview for high-current terminal blocks

1

2


UKH (flange mounting)					Connection method versions		
					Technology	Type	Item no.
	Type	Item no.	UKH 50-F	3247019			
	Connection technology		Screw connection				
	Blue housing version		UKH 50-F BU	3247062			
	Current / voltage		150 A / 1000 V				
	Cross-section range (IEC//AWG)		25 mm ² ... 70 mm ² // 3 ...2/0				
	Type	Item no.	UKH 70-F	3247051			
	Connection technology		Screw connection				
	Blue housing version		UKH 70-F BU	3247063			
	Current / voltage		192 A / 1000 V				
	Cross-section range (IEC//AWG)		25 mm ² ... 70 mm ² // 3 ...2/0				
	Type	Item no.	UKH 95-F	3247022			
	Connection technology		Screw connection				
	Blue housing version		UKH 95-F BU	3247064			
	Current / voltage		232 A / 1000 V				
	Cross-section range (IEC//AWG)		35 mm ² ... 95 mm ² // 2 ...3/0				
	Type	Item no.	UKH 240-F	3247048			
	Connection technology		Screw connection				
	Blue housing version		UKH 240-F BU	3247066			
	Current / voltage		415 A / 1000 V				
	Cross-section range (IEC//AWG)		70 mm ² ... 240 mm ² // 2/0 ...500 kcmil				

UKH					Connection method versions		
					Technology	Type	Item no.
	Type	Item no.	UKH 50 1500V	3247400			
	Connection technology		Screw connection				
	Blue housing version		UKH 50 1500V BU	3247402			
	Current / voltage		150 A / 1500 V DC				
	Cross-section range (IEC//AWG)		25 mm ² ... 70 mm ² // 3 ...2/0				
	Type	Item no.	UKH 70/4X10	3213142			
	Connection technology		Screw connection				
	Blue housing version		UKH 70/4X10 BU	3213143			
	PE version		UKH 70/4X10-PE	3213144			
	Current / voltage		192 A / 1500 V DC				
	Cross-section range (IEC//AWG)		25 mm ² ... 70 mm ² // 3 ...2/0				

CLIPLINE complete

Miniature and micro terminal blocks

The miniature and micro terminal blocks accommodate the increasing miniaturization in machine building and switchgear and control cabinet building. Despite their small size, the terminal blocks use the standardized bridge, marking, and test accessories of the CLIPLINE complete system.



Your advantages


- ✓ Space-saving due to the compact design with flexible mounting options
- ✓ Easy potential distribution with standard plug-in bridges
- ✓ Testing options for all common test probes
- ✓ Time-saving and modular layout

Information on the miniature and micro terminal blocks

Miniature terminal blocks

The miniature terminal blocks have an overall width of just 3.5 mm and an installed height of 28.1 mm on an NS 15 DIN rail. This makes the mini feed-through terminal blocks ideal for mounting in small control boxes, control panels, or junction boxes. You can install rigid conductors with cross-sections up to 4 mm² with these terminal blocks. The standardized identification covers the function shaft of the small terminal blocks.

The terminal blocks use the familiar plug-in components and accessories of the CLIPLINE complete system.



MPT 2,5 miniature terminal blocks

Micro terminal blocks

The micro terminal blocks accommodate conductors with a connection capacity of 0.14 to 1.5 mm². The terminal blocks provide a particularly space-saving wiring solution in various mounting types. You can snap the micro terminal blocks onto an NS 15 DIN rail or secure them directly to the mounting wall using securing pins or latching flanges. The individual terminal blocks have an extra test point for servicing and maintenance work.


The micro terminal blocks are also available as compact potential distributor versions with various numbers of positions. The individual terminal points are identified with self-adhesive marking strips.



MP 1,5 micro terminal block

Ground terminals

The miniature terminal blocks often have PE terminals that are the same shape. These terminals have the suffix -PE. The green-yellow terminals conform to standard IEC 60947-7-2 and are connected to the DIN rail by means of a metal PE foot. The connection between the terminal points and the DIN rail is established automatically when the terminals are snapped on.



MPT 2,5-PE ground terminal

Information on the miniature and micro terminal blocks


Modular miniature terminal blocks with Push-in






The MPT 2,5 miniature terminal blocks are available as modular single blocks. Choose between the following mounting types: NS15 DIN rail, NS35 DIN rail, direct mounting via flange, or mounting using securing pins.

Depending on the preferred mounting type, select two of the following special washers:







- MPT 2,5-RZ – securing pin
- MPT 2,5-NS35 – DIN rail
- MPT 2,5-NS15 – DIN rail
- D-MPT 2,5-F – flange cover



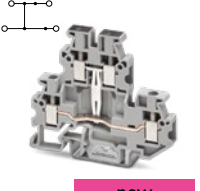





Fill the rest of the terminal strip with MPT 2,5-M washers. These single blocks can be easily connected to the function shafts to form a terminal block with the securing pins on the sides.




Mini feed-through terminal blocks				Connection method versions		
				Technology	Type	Item no.
	Type	Item no.	MPT 1,5/S	3248100		
	Connection technology		Push-in connection			
	Blue housing version		MPT 1,5/S BU	3248101		
	PE version		MPT 1,5/S-PE	3248110		
	Current / voltage		17.5 A / 500 V			
 <p>new</p>	Type	Item no.	MUT 1,5	3248025		
	Connection technology		Screw connection			
	Blue housing version		MUT 1,5 BU	3248026		
	PE version		MUT 1,5-PE	3248027		
	Current / voltage		17.5 A / 400 V			
	Type	Item no.	MPT 2,5	3248125		
	Connection technology		Push-in connection			
	Blue housing version		MPT 2,5 BU	3248126		
	PE version		MPT 2,5-PE	3248130		
	Current / voltage		24 A / 500 V			
	Type	Item no.	MUT 2,5	3248030		
	Connection technology		Screw connection			
	Blue housing version		MUT 2,5 BU	3248031		
	PE version		MUT 2,5-PE	3248032		
	Current / voltage		24 A / 500 V			
 <p>new</p>	Type	Item no.	MPT 4	3249000		
	Connection technology		Push-in connection			
	Blue housing version		MPT 4 BU	3249001		
	PE version		MPT 4-PE	3249002		
	Current / voltage		32 A / 500 V			
	Cross-section range (IEC//AWG)		0.2 mm ² ...6 mm ² // 24...10			


Product overview for miniature and micro terminal blocks





Mini feed-through terminal blocks					Connection method versions		
					Technology	Type	Item no.
 	Type	Item no.	MUT 4	3248035			
	Connection technology		Screw connection				
	Blue housing version		MUT 4 BU	3248036			
	PE version		MUT 4-PE	3248037			
	Current / voltage		32 A / 500 V				
	Cross-section range (IEC//AWG)		0.2 mm ² ...6 mm ² // 24...10				
 	Type	Item no.	MUT 6	3248038			
	Connection technology		Screw connection				
	Blue housing version		MUT 6 BU	3248039			
	PE version		MUT 6-PE	3248040			
	Current / voltage		41 A / 500 V				
	Cross-section range (IEC//AWG)		0.25 mm ² ...6 mm ² // 24...10				
 	Type	Item no.	MSB 2,5	3244012			
	Connection technology		Spring-cage connection				
	Blue housing version		MSB 2,5 BU	3244025			
	PE version		MSB 2,5-PE	3244151			
	Current / voltage		24 A / 800 V				
	Cross-section range (IEC//AWG)		0.08 mm ² ...2.5 mm ² // 28...14				

Mini double-level terminal blocks					Connection method versions			
					Technology	Type	Item no.	
 	Type	Item no.	MUTTB 2,5	3249013				
	Connection technology		Screw connection					
	Blue housing version		MUTTB 2,5 BU	3249014				
	Current / voltage		22 A / 500 V					
		Cross-section range (IEC//AWG)		0.2 mm ² ...2.5 mm ² // 4...14				
 	Type	Item no.	MUTTB 2,5-PV	3249015				
	Connection technology		Screw connection					
	Blue housing version		MUTTB 2,5-PV BU	1066345				
	Current / voltage		22 A / 500 V					
		Cross-section range (IEC//AWG)		0.2 mm ² ...2.5 mm ² // 4...14				
 	Type	Item no.	MUTTB 2,5-BE	1066350				
	Connection technology		Screw connection					
	Current / voltage		22 A / 500 V					
		Cross-section range (IEC//AWG)		0.2 mm ² ...2.5 mm ² // 4...14				
 	Type	Item no.	MUTTB 2,5-DIO/O-U	1066346				
	Connection technology		Screw connection					
	Connection version		MUTTB 2,5-DIO/U-O	1066347				
	Current / voltage		0.5 A / 500 V					
		Cross-section range (IEC//AWG)		0.2 mm ² ...2.5 mm ² // 4...14				






Product overview for miniature and micro terminal blocks


Mini double-level terminal blocks				Connection method versions		
				Technology	Type	Item no.
 <p>new</p>	Type	Item no.	MUTTB 2,5-2DIO/O-UL/O-UR			
			1066348			
	Connection technology		Screw connection			
	Current / voltage		0.5 A / 500 V			
	Cross-section range (IEC//AWG)		0.2 mm ² ...2.5 mm ² // 424...14			

Plug-in miniature terminal blocks				Connection method versions			
				Technology	Type	Item no.	
	Type	Item no.	MPT 1,5/S/1P				
			3248115				
	Connection technology		Push-in connection				
	Blue housing version		MPT 1,5/S/1P BU				3248116
	PE version		MPT 1,5/S/1P-PE				3248117
	Current / voltage		17.5 A / 500 V				
	Cross-section range (IEC//AWG)		0.14 mm ² ...1.5 mm ² // 26...14				

Modular miniature terminal blocks				Connection method versions			
				Technology	Type	Item no.	
 <p>new</p>	Type	Item no.	MPT 2,5-NS 15				
			1073602				
	Connection technology		Push-in connection				
	Blue housing version		MPT 2,5-NS 15 BU				1073605
	PE version		MPT 2,5-NS 15-PE				1073761
	Current / voltage		24 A / 800 V				
	Cross-section range (IEC//AWG)		0.14 mm ² ...2.5 mm ² // 26...14				
 <p>new</p>	Type	Item no.	MPT 2,5-NS 35				
			1073553				
	Connection technology		Push-in connection				
	Blue housing version		MPT 2,5-NS 35 BU				1073554
	PE version		MPT 2,5-NS 35-PE				1073555
	Current / voltage		24 A / 800 V				
	Cross-section range (IEC//AWG)		0.14 mm ² ...2.5 mm ² // 26...14				
 <p>new</p>	Type	Item no.	MPT 2,5-RZ				
			3249011				
	Connection technology		Push-in connection				
	Blue housing version		MPT 2,5-RZ BU				3249012
	Connection version		MPT 2,5-RZ-FE				1073762
	Current / voltage		24 A / 800 V				
	Cross-section range (IEC//AWG)		0.14 mm ² ...2.5 mm ² // 26...14				
 <p>new</p>	Type	Item no.	MPT 2,5-M				
			3249005				
	Connection technology		Push-in connection				
	Blue housing version		MPT 2,5-M BU				3249006
	Connection version		MPT 2,5-M-FE				3249007
	Current / voltage		24 A / 800 V				
	Cross-section range (IEC//AWG)		0.14 mm ² ...2.5 mm ² // 26...14				

Product overview for miniature and micro terminal blocks

Modular miniature terminal blocks				Connection method versions		
				Technology	Type	Item no.
 new	Type	Item no.	D-MPT 2,5-F	3249010		
	Connection technology		–			
	Current / voltage		–			
	Cross-section range (IEC//AWG)		–			
 Ex	Type	Item no.	MSB 2,5-NS 35	3244119		
	Connection technology		Spring-cage connection			
	Blue housing version		MSB 2,5-NS 35 BU	3244122		
	PE version		MSB 2,5-NS 35-PE	3244148		
	Current / voltage		24 A / 800 V			
	Cross-section range (IEC//AWG)		0.08 mm ² ...2.5 mm ² // 28...14			
 Ex	Type	Item no.	MSB 2,5-RZ	3244164		
	Connection technology		Spring-cage connection			
	Blue housing version		MSB 2,5-RZ BU	3244177		
	Current / voltage		24 A / 800 V			
	Cross-section range (IEC//AWG)		0.08 mm ² ...2.5 mm ² // 28...14			
 Ex	Type	Item no.	MSB 2,5-M	3244067		
	Connection technology		Spring-cage connection			
	Blue housing version		MSB 2,5-M BU	3244070		
	Current / voltage		24 A / 800 V			
	Cross-section range (IEC//AWG)		0.08 mm ² ...2.5 mm ² // 28...14			
 Ex	Type	Item no.	MSB 2,5-F	3244041		
	Connection technology		Spring-cage connection			
	Blue housing version		MSB 2,5-F BU	3244054		
	Current / voltage		24 A / 800 V			
	Cross-section range (IEC//AWG)		0.08 mm ² ...2.5 mm ² // 28...14			

Micro terminal blocks				Connection method versions		
				Technology	Type	Item no.
	Type	Item no.	MP 1,5	3248150		
	Connection technology		Push-in connection			
	Blue housing version		MP 1,5 BU	3248152		
	Current / voltage		17.5 A / 500 V			
	Cross-section range (IEC//AWG)		0.14 mm ² ...1.5 mm ² // 26...16			

Important note

The technical data in the product tables relates to the specified reference item. It may differ slightly for connection versions in some cases.




You will find the exact and complete data for the individual items in our online shop. There is also a list of corresponding accessories provided for each item.

CLIPLINE complete

Sensor/actuator terminal blocks

Thanks to their compact design, sensor/actuator terminal blocks are tailored to the wiring of modern machine control systems.



Your advantages

- ✓ Space-saving due to versions for bipolar initiators and actuators
- ✓ Optimum connection options for three- or four-conductor sensors and actuators with a terminal block width of 3.5 mm
- ✓ Very clear arrangement with the wide range of marking options

Information on the sensor/actuator terminal blocks

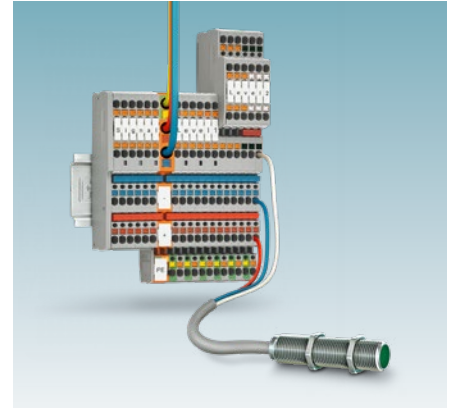
Sensor/actuator terminal blocks

The sensor/actuator terminal blocks are ideal for connecting three- or four-conductor sensors and actuators. You can distribute the positive/negative potential with bridges, which reduces wiring effort considerably.

In addition to the standard terminal blocks, versions with LED displays are also available. The LED display provides information about the proper connection of the terminal blocks.

PTIO 1,5/S/5


The PTIO 1,5/S/5 terminal block also deserves a special mention. With a terminal block width of just 3.5 mm, it enables the connection of bipolar sensors.



PTIO sensor/actuator terminal blocks

Feed-in terminals

The initiator and actuator terminal blocks have feed-in terminals that are the same shape. This enables the quick and easy installation of a feed-in at any point on the terminal block, without requiring additional accessories. For easy potential distribution, you can still use the patented plug-in bridges from the CLIPLINE complete system.



PTIO feed-in terminals


Important note


The technical data in the product tables relates to the specified reference item. It may differ slightly for connection versions in some cases.

You will find the exact and complete data for the individual items in our online shop. There is also a list of corresponding accessories provided for each item.



Product overview for sensor/actuator terminal blocks

PTIO sensor/actuator terminal blocks and feed-in terminals					Connection method versions		
					Technology	Type	Item no.
	Type	Item no.	PTIO 1,5/S/3	3244410			
	Connection technology		Push-in connection				
	PE version		PTIO 1,5/S/3-PE	3244449			
	Current / voltage		13.5 A / 250 V				
	Cross-section range (IEC//AWG)		0.14 mm ² ... 1.5 mm ² // 26 ... 14				
	Type	Item no.	PTIO 1,5/S/4	3244452			
	Connection technology		Push-in connection				
	PE version		PTIO 1,5/S/4-PE	3244465			
	Current / voltage		13.5 A / 250 V				
	Cross-section range (IEC//AWG)		0.14 mm ² ... 1.5 mm ² // 26 ... 14				
	Type	Item no.	PTIO 1,5/S/5	3244470			
	Connection technology		Push-in connection				
	PE version		PTIO 1,5/S/5-PE	3244473			
	Current / voltage		13.5 A / 250 V				
	Cross-section range (IEC//AWG)		0.14 mm ² ... 1.5 mm ² // 26 ... 14				
	Type	Item no.	PTIO-IN 2,5/3 OG	3244559			
	Connection technology		Push-in connection				
	PE version		PTIO-IN 2,5/3-PE OG	3244560			
	Current / voltage		20 A / 250 V				
	Cross-section range (IEC//AWG)		0.2 mm ² ... 2.5 mm ² // 24 ... 14				
	Type	Item no.	PTIO-IN 2,5/4-PE OG	3244481			
	Connection technology		Push-in connection				
	Current / voltage		20 A / 250 V				
	Cross-section range (IEC//AWG)		0.2 mm ² ... 2.5 mm ² // 24 ... 14				

STIO sensor/actuator terminal blocks and feed-in terminals					Connection method versions		
					Technology	Type	Item no.
	Type	Item no.	STIO 2,5/3-2B/L	3209015			
	Connection technology		Spring-cage connection				
	Current / voltage		18 A / 250 V				
	Cross-section range (IEC//AWG)		0.08 mm ² ... 2.5 mm ² // 28 ... 14				


Product overview for sensor/actuator terminal blocks

STIO sensor/actuator terminal blocks and feed-in terminals					Connection method versions		
					Technology	Type	Item no.
	Type	Item no.	STIO 2,5/3-PE/B/L	3209044			
	Connection technology	Spring-cage connection					
	Current / voltage	18 A / 250 V					
	Cross-section range (IEC//AWG)	0.08 mm ² ... 2.5 mm ² // 28 ... 14					
	Type	Item no.	STIO 2,5/4-3B/L	3209057			
	Connection technology	Spring-cage connection					
	Current / voltage	18 A / 250 V					
	Cross-section range (IEC//AWG)	0.08 mm ² ... 2.5 mm ² // 28 ... 14					
	Type	Item no.	STIO 2,5/4-PE/2B/L	3209060			
	Connection technology	Spring-cage connection					
	Current / voltage	18 A / 250 V					
	Cross-section range (IEC//AWG)	0.08 mm ² ... 2.5 mm ² // 28 ... 14					
	Type	Item no.	STIO-IN 2,5/3 OG	3209196			
	Connection technology	Spring-cage connection					
	Current / voltage	30 A / 250 V					
	Cross-section range (IEC//AWG)	0.08 mm ² ... 2.5 mm ² // 28 ... 14					
	Type	Item no.	STIO-IN 2,5/3-PE OG	3209086			
	Connection technology	Spring-cage connection					
	Current / voltage	30 A / 250 V					
	Cross-section range (IEC//AWG)	0.08 mm ² ... 2.5 mm ² // 28 ... 14					
	Type	Item no.	STIO-IN 2,5/4-PE OG	3209109			
	Connection technology	Spring-cage connection					
	Current / voltage	30 A / 250 V					
	Cross-section range (IEC//AWG)	0.08 mm ² ... 2.5 mm ² // 28 ... 14					
	Type	Item no.	STIO-IN 2,5/4-PE OG	3209109			
	Connection technology	Spring-cage connection					
	Current / voltage	30 A / 250 V					
	Cross-section range (IEC//AWG)	0.08 mm ² ... 2.5 mm ² // 28 ... 14					

CLIPLINE complete

Transformer terminal blocks

The test-disconnect terminal blocks offer a high degree of convenience for all the necessary test circuits in secondary current transformer circuits. The transformer terminal blocks with six universal function shafts provide maximum functionality and flexibility for potential distribution. Plug versions with integrated leading short-circuit contact provide reliable protection for the connected current transformers.



Your advantages

- ✓ Easy and safe operation with integrated disconnect slide
- ✓ Clear identification of the switching states
- ✓ High degree of functionality with up to six function shafts
- ✓ Reliable protection with plug versions with an integrated leading short-circuit contact

Information on transformer terminal blocks


Transformer terminal blocks

When designing the transformer terminal blocks, versions were developed with a single function shaft and with a triple function shaft. The single function shaft provides you with a very compact terminal block, while the triple function shaft offers a high degree of flexibility.

The disconnect slides on the test-disconnect terminal blocks enable you to change switching states easily and safely. To do this, simply use a standard screwdriver or an operating lever (C-ME) from the product-specific accessories and insert it in the opening of the orange tilting lever. You can now very easily switch the tilting lever to the limit position. There are notches integrated in the limit positions to prevent the switching state from being changed inadvertently. Furthermore, optional switching locks (S-ME) are available as accessories.

In addition to switching locks, other accessories are available for the transformer terminal blocks, such as bridge bars (SB-ME) or short-circuit plugs (SCP).

The bridge bars, plug-in bridges, and short-circuit plugs enable you to easily short circuit your transformer terminal blocks. The bridges can be positioned on both sides of the disconnect point in the bridge shaft and snapped securely in place. In addition to the disconnect terminal blocks, feed-through terminal blocks and PE terminals of the same shape are also available.



UT transformer terminal blocks

Ground terminals

The transformer terminal blocks often have PE terminals that are the same shape. These terminals have the suffix -PE. The green-yellow terminals conform to standard IEC 60947-7-2 and are connected to the DIN rail by means of a metal PE foot. The connection between the terminal points and the DIN rail is established automatically when the terminals are snapped on.



Ground terminal with a metal PE foot






Important note

The technical data in the product tables relates to the specified reference item. It may differ slightly for connection versions in some cases.





You will find the exact and complete data for the individual items in our online shop. There is also a list of corresponding accessories provided for each item.






Product overview for transformer terminal blocks

Disconnect terminal blocks (2-conductor)					Connection method versions		
					Technology	Type	Item no.
	Type	Item no.	PTME 4	3212139	Screw connection Screw connection	UTME 4 UTME 4-P/P	3047452 3047453
	Connection technology		Push-in connection				
	Blue housing version		PTME 4 BU	3212148			
	Current / voltage		24 A / 500 V				
	Cross-section range (IEC//AWG)		0.2 mm ² ... 4 mm ² // 24 ... 12				
	Type	Item no.	PTME 6	3212170	Push-in connection Push-in connection Screw connection Spring-cage connection	PTVME 6/S PTVME 6/S-P UTME 6 STME 6	1164788 1166809 3047400 3035700
	Connection technology		Push-in connection				
	Current / voltage		30 A / 500 V				
	Cross-section range (IEC//AWG)		0.5 mm ² ... 6 mm ² // 20 ... 10				
	Type	Item no.	UT 6-T-HV	3070134	Screw connection	UT 6-T-HV P/P	3070121
	Connection technology		Screw connection				
	Current / voltage		41 A / 1000 V				
	Cross-section range (IEC//AWG)		0.2 mm ² ... 10 mm ² // 24 ... 8				
	Type	Item no.	UT 6-T/SP	3072815	Screw connection	USST 6-T/SP	3070330
	Connection technology		Screw connection				
	Blue housing version		UT 6-T/SP BU	3072822			
	Current / voltage		41 A / 1000 V				
	Cross-section range (IEC//AWG)		0.2 mm ² ... 10 mm ² // 24 ... 8				
	Type	Item no.	SRTK 6	3029952			
	Connection technology		Spring-cage connection				
	Current / voltage		41 A / 400 V				
	Cross-section range (IEC//AWG)		0.2 mm ² ... 6 mm ² // 24 ... 10				
	Type	Item no.	STME 6 HV	3035693			
	Connection technology		Spring-cage connection				
	Current / voltage		30 A / 1000 V				
	Cross-section range (IEC//AWG)		0.2 mm ² ... 6 mm ² // 24 ... 10				





Product overview for transformer terminal blocks

Disconnect terminal blocks (plug-in)				Connection method versions		
				Technology	Type	Item no.
	Type	Item no.	UTME 4/1P	3057416		
	Connection technology	Screw / plug-in connection				
	Current / voltage	28 A / 500 V				
	Cross-section range (IEC//AWG)	0.14 mm ² ... 6 mm ² // 26 ... 10				
	Type	Item no.	UTME 4-CT/1P	3057432		
	Connection technology	Screw / plug-in connection				
	Current / voltage	28 A / 500 V				
	Cross-section range (IEC//AWG)	0.14 mm ² ... 6 mm ² // 26 ... 10				
	Type	Item no.	PTME 6/1P	3212306		
	Connection technology	Push-in connection				
	Current / voltage	30 A / 500 V				
	Cross-section range (IEC//AWG)	0.5 mm ² ... 6 mm ² // 20 ... 10				
	Type	Item no.	PTME 6-CT/1P	3212300		
	Connection technology	Push-in connection				
	PE version	PTMED 4-PE	3212154			
	Current / voltage	30 A / 500 V				
	Cross-section range (IEC//AWG)	0.5 mm ² ... 6 mm ² // 20 ... 10				

Product overview for transformer terminal blocks

Feed-through terminal blocks (2-conductor)				Connection method versions			
				Technology	Type	Item no.	
	Type	Item no.	PTMED 4	Screw connection	UTMED 4	3047465	
			3212141				
	Connection technology		Push-in connection				
	Current / voltage		32 A / 500 V				
	Cross-section range (IEC//AWG)		0.2 mm ² ... 4 mm ² // 24 ... 12				
	Type	Item no.	PTMED 6	Screw connection Spring-cage connection	UTMED 6 STMED 6	3047413 3035713	
			3212183				
	Connection technology		Push-in connection				
	PE version		PTMED 6-PE				3212196
	Current / voltage		41 A / 1000 V				
	Cross-section range (IEC//AWG)		0.5 mm ² ... 6 mm ² // 20 ... 10				
	Type	Item no.	PTMED 6-CT/1P				
			3212301				
	Connection technology		Push-in connection				
	PE version		PTMED 6-CT/1P-PE				3212302
	Current / voltage		30 A / 500 V				
	Cross-section range (IEC//AWG)		0.5 mm ² ... 6 mm ² // 20 ... 10				


Product overview for transformer terminal blocks

Feed-through terminal blocks (2-conductor bolt terminal blocks)					Connection method versions		
					Technology	Type	Item no.
	Type	Item no.	RT 4-T-P/P	3000565			
	Connection technology	Bolt connection					
	Current / voltage	41 A / 500 V					
	Bolt diameter	4 mm					
	Cross-section of cable lug connection	0.1 mm ² ... 6 mm ²					
	Type	Item no.	RTO 4-T-TC	3000558			
	Connection technology	Bolt connection					
	Current / voltage	41 A / 500 V					
	Bolt diameter	4 mm					
	Cross-section of cable lug connection	0.5 mm ² ... 6 mm ²					
	Type	Item no.	RT 5-T	3049039			
	Connection technology	Bolt connection					
	Current / voltage	41 A / 1000 V					
	Bolt diameter	5 mm					
	Cross-section of cable lug connection	0.5 mm ² ... 6 mm ²					
	Type	Item no.	RTO 5-T	3049233			
	Connection technology	Bolt connection					
	Current / voltage	41 A / 500 V					
	Bolt diameter	5 mm					
	Cross-section of cable lug connection	0.5 mm ² ... 6 mm ²					

CLIPLINE complete

Hybrid terminal blocks

Hybrid terminal blocks are terminal blocks that have different connection technologies on the control cabinet side and the field connection side. The terminal blocks thus meet the requirements for the wiring inside the control cabinet and the external field wiring. The hybrid terminal blocks include various function terminals such as feed-through terminal blocks, disconnect terminal blocks, test-disconnect terminal blocks, and potential distributor terminals.




Your advantages

- ✓ Meet requirements for internal and external wiring at the same time, thanks to different connection methods in a single terminal block
- ✓ Free choice of connection technology, with combination options
- ✓ Space-saving with the compact design

Product overview for hybrid terminal blocks

Ground terminals

The hybrid terminal blocks often have PE terminals that are the same shape. These terminals have the suffix -PE. The green-yellow terminals conform to standard IEC 60947-7-2 and are connected to the DIN rail by means of a metal PE foot. The connection between the terminal points and the DIN rail is established automatically when the terminals are snapped on.



Ground terminal with a metal PE foot







Important note

The technical data in the product tables relates to the specified reference item. It may differ slightly for connection versions in some cases.

You will find the exact and complete data for the individual items in our online shop. There is also a list of corresponding accessories provided for each item.






Product overview for hybrid terminal blocks

Feed-through terminal blocks				Connection method versions			
				Technology	Type	Item no.	
 	Type	Item no.	QTCU 1,5	3050015	Fast connection	QTCU 2,5	3206539
	Connection technology		Fast connection / screw connection				
	Blue housing version		QTCU 1,5 BU	3050028			
	PE version		QTCU 1,5-PE	3050031			
	Current / voltage		17.5 A / 800 V				
	Cross-section range (IEC//AWG)		0.25 mm ² ... 1.5 mm ² // 24 ... 16				
	Type	Item no.	PTU 2,5	3209519	Fast connection	QTCU 2,5	3206539
	Connection technology		Push-in connection / screw connection				
	Blue housing version		PTU 2,5 BU	3209520			
	PE version		PTU 2,5-PE	3209521			
	Current / voltage		24 A / 800 V				
	Cross-section range (IEC//AWG)		0.14 mm ² ... 2.5 mm ² // 26 ... 14				
 	Type	Item no.	QTCU 1,5-TWIN	3050044	Fast connection	QTCU 2,5	3206539
	Connection technology		Fast connection / screw connection				
	Blue housing version		QTCU 1,5-TWIN BU	3050057			
	PE version		QTCU 1,5-TWIN-PE	3050060			
	Current / voltage		17.5 A / 800 V				
	Cross-section range (IEC//AWG)		0.25 mm ² ... 1.5 mm ² // 24 ... 16				
	Type	Item no.	PTU 2,5-TWIN	3209515	Spring-cage connection Fast connection	STU 2,5-TWIN QTCU 2,5-TWIN	3033016 3050303
	Connection technology		Push-in connection / screw connection				
	Blue housing version		PTU 2,5-TWIN BU	3209516			
	PE version		PTU 2,5-TWIN-PE	3209517			
	Current / voltage		24 A / 800 V				
	Cross-section range (IEC//AWG)		0.14 mm ² ... 2.5 mm ² // 26 ... 14				
	Type	Item no.	PTU 4-TWIN	3211859	Spring-cage connection	STU 4-TWIN	3033058
	Connection technology		Push-in connection / screw connection				
	Blue housing version		PTU 4-TWIN BU	3211860			
	PE version		PTU 4-TWIN-PE	3211862			
	Current / voltage		32 A / 800 V				
	Cross-section range (IEC//AWG)		0.2 mm ² ... 4 mm ² // 24 ... 12				

Product overview for hybrid terminal blocks

Multi-level terminal blocks				Connection method versions		
				Technology	Type	Item no.
	Type	Item no.	STTBU 4	3033155		
	Connection technology	Spring-cage connection / screw connection				
	Blue housing version	Item no.	STTBU 4 BU	3033168		
	PE version	Item no.	STTBU 4-PE	3033171		
	Current / voltage	30 A / 500 V				
	Cross-section range (IEC//AWG)	0.08 mm ² ... 4 mm ² // 28 ... 12				
Disconnect terminal blocks				Connection method versions		
				Technology	Type	Item no.
	Type	Item no.	PTU 4-TG	3209542		
	Connection technology	Push-in connection / screw connection				
	Current / voltage	20 A / 400 V				
	Cross-section range (IEC//AWG)	0.2 mm ² ... 4 mm ² // 24 ... 12				
	Type	Item no.	PTU 4-TWIN-TG	1157682		
	Connection technology	Push-in connection / screw connection				
	Current / voltage	20 A / 500 V				
	Cross-section range (IEC//AWG)	0.2 mm ² ... 6 mm ² // 24 ... 12				
Transformer terminal blocks				Connection method versions		
				Technology	Type	Item no.
	Type	Item no.	PTU 6-T	3209535		
	Connection technology	Push-in connection / screw connection				
	Current / voltage	41 A / 500 V				
	Cross-section range (IEC//AWG)	0.5 mm ² ... 6 mm ² // 20 ... 10				
	Type	Item no.	PTUD 6	3209531		
	Connection technology	Push-in connection / screw connection				
	Current / voltage	41 A / 800 V				
	Cross-section range (IEC//AWG)	0.5 mm ² ... 6 mm ² // 20 ... 10				

Product overview for hybrid terminal blocks

Potential collective terminals					Connection method versions		
					Technology	Type	Item no.
	Type	Item no.	STU 10/ 4X2,5	3033139			
	Connection technology		Screw connection / spring-cage connection				
	Blue housing version		STU 10/ 4X2,5 BU	3033142			
	Current / voltage		55 A / 800 V				
	Cross-section range (IEC//AWG)		0.5 mm ² ... 16 mm ² // 20 ... 6				
	Type	Item no.	PTU 35/4X6/6X2,5	3214080			
	Connection technology		Screw connection / Push-in connection				
	Blue housing version		PTU 35/4X6/6X2,5 BU	3214081			
	Current / voltage		105 A / 1000 V				
	Cross-section range (IEC//AWG)		1.5 mm ² ... 50 mm ² // 16 ... 1/0				
	Type	Item no.	PTU 35/4X10	3002371			
	Connection technology		Screw connection / Push-in connection				
	Blue housing version		PTU 35/4X10 BU	3002370			
	Current / voltage		101 A / 1000 V				
	Cross-section range (IEC//AWG)		1.5 mm ² ... 35 mm ² // 16 ... 2				

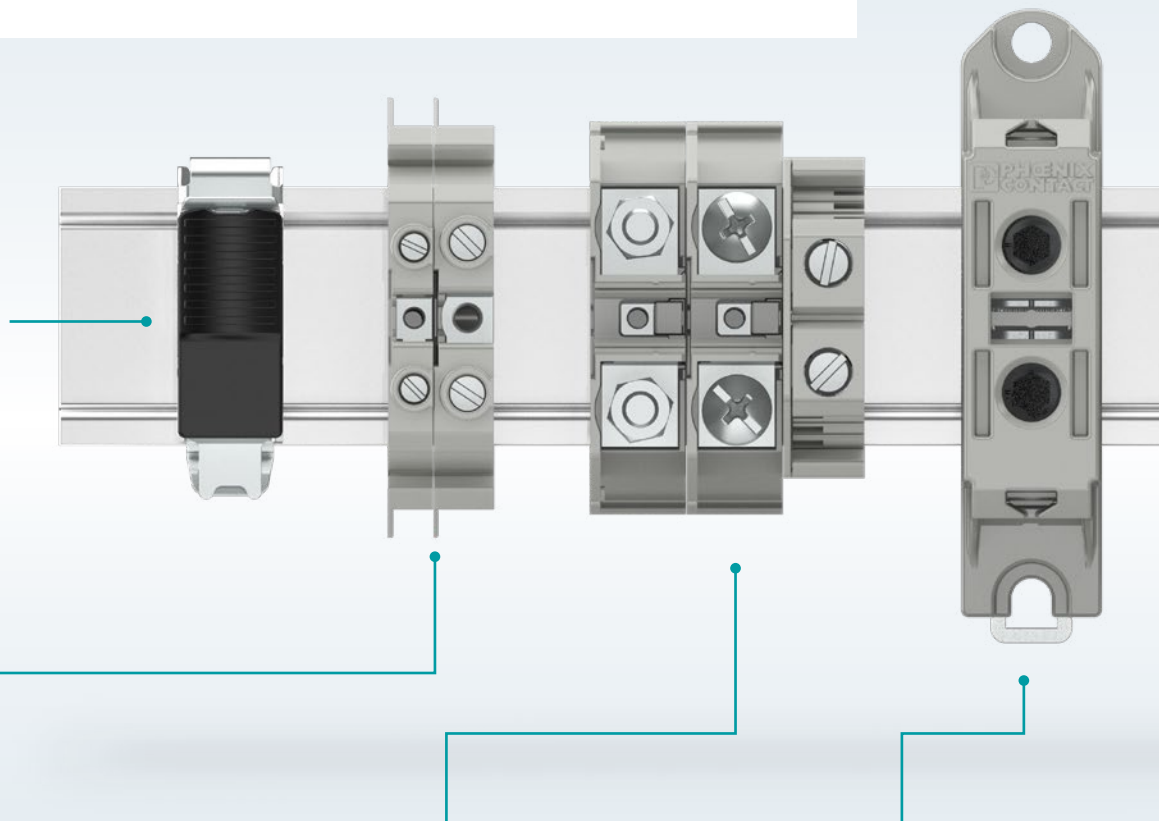
Terminal blocks for special fields of application

The classic terminal blocks are not part of a uniform terminal block system. This group of terminal blocks is made up of different terminal block versions and represents all the terminal blocks that do not belong to the CLIPLINE complete terminal block system. In addition to special high-current terminal blocks and high-current connectors, the large product portfolio also includes shield clamps and terminal blocks for aluminum conductors.

Shield clamps

Shield clamps protect your systems against electromagnetic interference. This interference can lead to malfunctions or even failure of entire systems.

More information starting on page 142



Spring-assisted screw terminal blocks

When combined with hook-type cable lugs, the spring-assisted screw terminal blocks meet the technical requirements of ENATS 50-18.

More information starting on page 114

High-current terminal blocks with bolt connection

The high-current terminal blocks are designed for very high currents and voltages.

More information starting on page 122

Screw terminal blocks for aluminum conductors

A lead-free tin coating on the clamping parts and screws enables the connection of aluminum and copper conductors.

More information starting on page 120

Screw terminal blocks for sensors and actuators

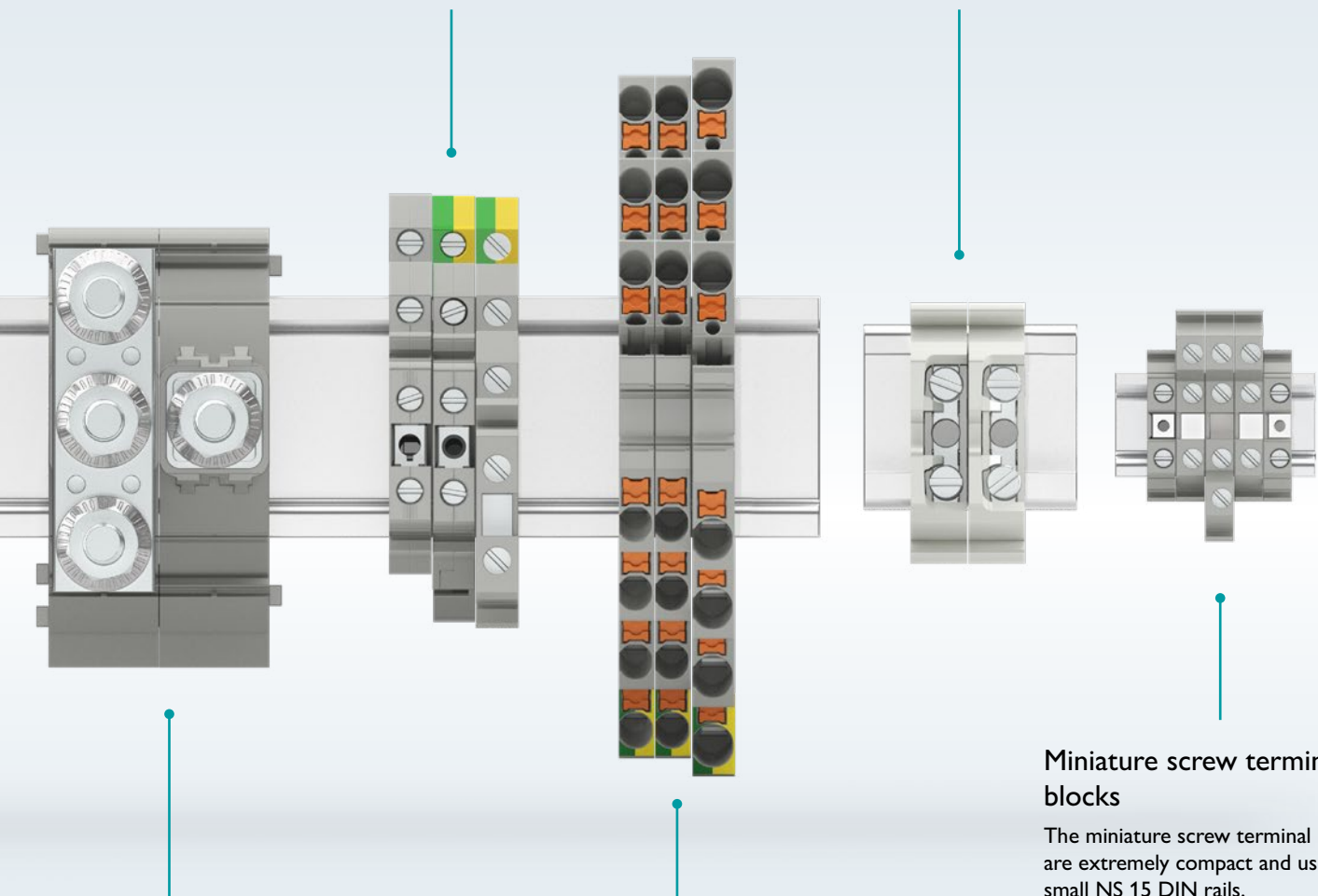
The sensor/actuator terminal blocks enable the easy wiring of initiators and actuators.

More information starting on page 136

High-temperature terminal blocks

The ceramic terminal blocks are suitable for long-term use at high temperatures up to 220°C.

More information starting on page 118



High-current connectors

The product family of high-current connectors combines the advantages of bolt connection technology and screw connection technology.

More information starting on page 114

Motor terminals

The motor terminals enable the space-saving wiring of three-phase motors with a terminal block width of 5.2 or 6.2 mm.

More information starting on page 112

Miniature screw terminal blocks


The miniature screw terminal blocks are extremely compact and use the small NS 15 DIN rails.

More information starting on page 132

Terminal blocks for special fields of application

Motor terminals


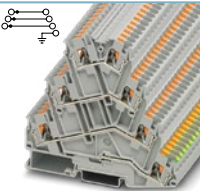
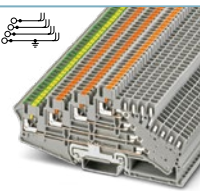
The motor terminals enable the space-saving wiring of three-phase motors with a terminal block width of 5.2 or 6.2 mm. The bridging option for simple phase bridging on each level reduces the wiring time. Each terminal point has an additional test contact for test plugs with a 2.3 mm diameter.



Your advantages

- ✓ Bridging option for simple phase bridging on each level
- ✓ Optional level bridging for special applications
- ✓ Space-saving with three potentials in one compact terminal housing
- ✓ Clear overview with large marking options

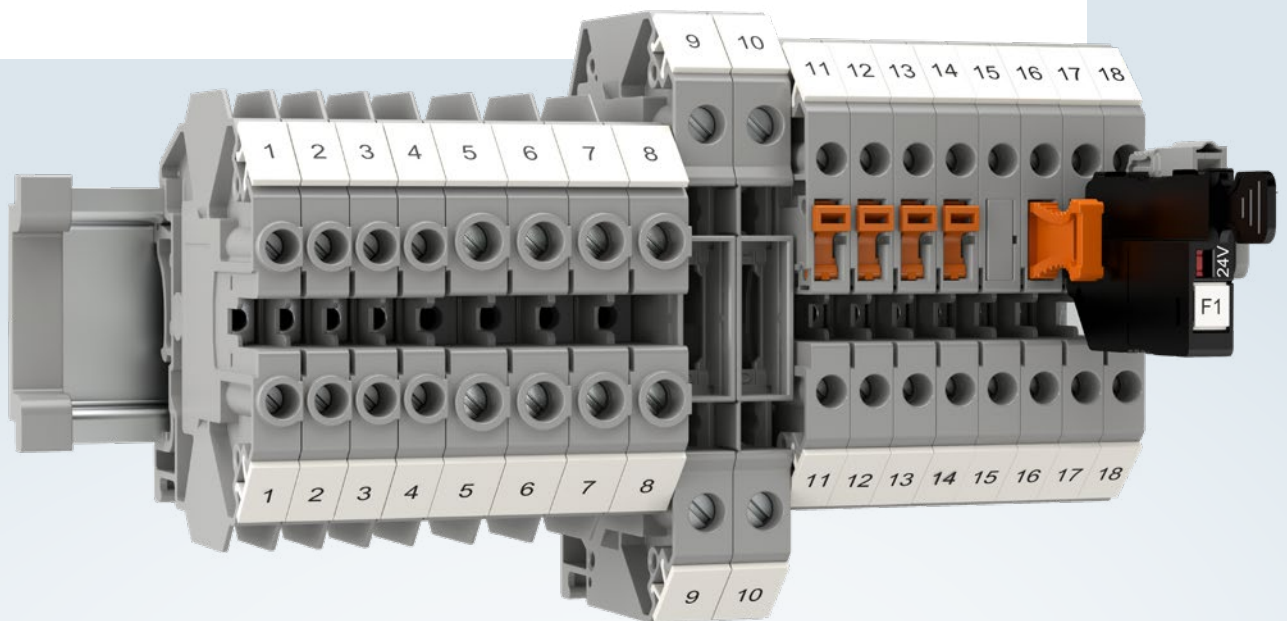
Product overview for motor terminals

Motor terminals				Connection method versions		
				Technology	Type	Item no.
	Type	Item no.	PT 2,5-PE/3L	Spring-cage connection	ST 2,5-PE/3L	3036055
	Connection technology	Push-in connection				
	Current / voltage	20 A / 800 V				
	Cross-section range (IEC//AWG)	0.14 mm ² ... 4 mm ² // 26 ... 12				
	Type	Item no.	PT 4-PE/3L	Spring-cage connection	ST 4-PE/3L	3038338
	Connection technology	Push-in connection				
	Current / voltage	26 A / 800 V				
	Cross-section range (IEC//AWG)	0.2 mm ² ... 6 mm ² // 24 ... 10				
	Type	Item no.	PT 2,5-PE/3L/2P	Push-in / plug-in connection		
	Connection technology	Push-in / plug-in connection				
	Current / voltage	10 A / 250 V				
	Cross-section range (IEC//AWG)	0.14 mm ² ... 4 mm ² // 26 ... 12				

Terminal blocks for special fields of application

Spring-assisted screw terminal blocks

The USST terminal blocks were specifically developed for use in the field of power supply. When combined with hook-type cable lugs, the spring-assisted screw terminal blocks optimally meet the technical requirements of EATS 50-18. The terminal blocks can be mounted on both NS 32 and NS 35 DIN rails.



Your advantages

- ✓ Perfect electrical connection by tightening the spring-assisted terminal screw
- ✓ Connection protected by the shape of the hook and automatically secured in place by the spring
- ✓ Meets the requirements of EATS 50-18

Product overview for spring-assisted screw terminal blocks


Connection technology

The USST connection is a combination of spring connection and screw connection. The connection accommodates up to two hook-type cable lugs (C-BCI) per terminal point.


The connection process

First, press down on the clamping part with a screwdriver. Now insert both cable lugs in the terminal block. Then release the terminal sleeve. Finally, you just need to tighten the screw.




This connection provides you with the largest possible contact surface, maximum contact area, and reduced contact resistance.



Connection chamber of USST terminal blocks



USST 4 with connected conductors

Feed-through terminal blocks				Connection method versions		
				Technology	Type	Item no.
	Type	Item no.	USST 4	3070338		
	Connection technology	Spring-assisted screw connection				
	Current / voltage	32 A / 1000 V				
	Cross-section range (IEC//AWG)	0.2 mm ² ... 4 mm ² // 24 ... 12				
	Type	Item no.	USST 6	3070341		
	Connection technology	Spring-assisted screw connection				
	Current / voltage	41 A / 1000 V				
	Cross-section range (IEC//AWG)	0.2 mm ² ... 6 mm ² // 24 ... 10				
	Type	Item no.	USST 10	3070354		
	Connection technology	Spring-assisted screw connection				
	Current / voltage	57 A / 1000 V				
	Cross-section range (IEC//AWG)	0.5 mm ² ... 10 mm ² // 20 ... 8				


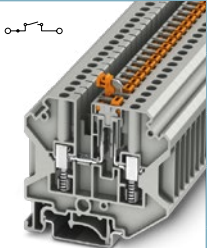
Important note

The technical data in the product tables relates to the specified reference item. It may differ slightly for connection versions in some cases.






You will find the exact and complete data for the individual items in our online shop. There is also a list of corresponding accessories provided for each item.



Product overview for spring-assisted screw terminal blocks

Disconnect and knife-disconnect terminal blocks				Connection method versions		
				Technology	Type	Item no.
	Type	Item no.	USST 4-TG	3070301		
	Connection technology		Spring-assisted screw connection			
	Current / voltage		20 A / 500 V			
	Cross-section range (IEC//AWG)		0.2 mm ² ... 4 mm ² // 24 ... 12			
	Type	Item no.	USST 4-MT	3070300		
	Connection technology		Spring-assisted screw connection			
	Blue housing version		USST 4-MT BU	3070305		
	Current / voltage		20 A / 500 V			
	Cross-section range (IEC//AWG)		0.2 mm ² ... 4 mm ² // 24 ... 12			


Product overview for spring-assisted screw terminal blocks

Transformer terminal blocks				Connection method versions		
				Technology	Type	Item no.
	Type	Item no.	USST 6-T	3070312		
	Connection technology	Spring-assisted screw connection				
	Current / voltage	41 A / 500 V				
	Cross-section range (IEC//AWG)	0.2 mm ² ... 6 mm ² // 24 ... 10				
	Type	Item no.	USST 6-T/SB	3070310		
	Connection technology	Spring-assisted screw connection				
	Current / voltage	41 A / 500 V				
	Cross-section range (IEC//AWG)	0.2 mm ² ... 6 mm ² // 24 ... 10				
	Type	Item no.	USST 6-T/SP	3070330		
	Connection technology	Screw connection				
	Current / voltage	41 A / 1000 V				
	Cross-section range (IEC//AWG)	0.2 mm ² ... 10 mm ² // 24 ... 8				
	Type	Item no.	USSTD 6	3070325		
	Connection technology	Spring-assisted screw connection				
	Current / voltage	41 A / 500 V				
	Cross-section range (IEC//AWG)	0.2 mm ² ... 6 mm ² // 24 ... 10				
	Type	Item no.	USSTD 6/SP	3070331		
	Connection technology	Spring-assisted screw connection				
	Current / voltage	41 A / 1000 V				
	Cross-section range (IEC//AWG)	0.2 mm ² ... 6 mm ² // 24 ... 10				

Terminal blocks for special fields of application

High-temperature terminal blocks









The Ex-standard-approved SSK terminal blocks with ceramic insulation are recommended for use in applications with harsh operating conditions, especially in terms of temperature and the presence of aggressive chemicals. One of the key features of the ceramic terminal blocks is that they are suitable for long-term use at high temperatures of up to 220°C. They are recommended for applications with high thermal requirements and extreme changes in temperature.



Your advantages

- ✓ The terminal blocks are suitable for use in fire-risk zones and areas where aggressive chemicals are present
- ✓ Maximum safety for use under harsh and potentially explosive conditions
- ✓ Easy operation with proven screw connection
- ✓ Easy potential distribution with chain bridging

Product overview for high-temperature terminal blocks

Feed-through terminal blocks					Connection method versions		
					Technology	Type	Item no.
 	Type	Item no.	SSK 110 KER-EX	0502058			
	Connection technology		Screw connection				
	Current / voltage		41 A / 800 V				
	Cross-section range (IEC//AWG)		0.5 mm ² ... 6 mm ² // 20 ... 10				
 	Type	Item no.	SSK 116 KER-EX	0503057			
	Connection technology		Screw connection				
	Current / voltage		57 A / 630 V				
	Cross-section range (IEC//AWG)		0.5 mm ² ... 10 mm ² // 20 ... 8				
 	Type	Item no.	SSK 135 KER-EX	0505055			
	Connection technology		Screw connection				
	Current / voltage		101 A / 800 V				
	Cross-section range (IEC//AWG)		1 mm ² ... 25 mm ² // 18 ... 3				
 	Type	Item no.	SSK 0525 KER-EX	0501059			
	Connection technology		Screw connection				
	Current / voltage		24 A / 690 V				
	Cross-section range (IEC//AWG)		0.2 mm ² ... 4 mm ² // 24 ... 12				

Important note

The technical data in the product tables relates to the specified reference item. It may differ slightly for connection versions in some cases.

You will find the exact and complete data for the individual items in our online shop. There is also a list of corresponding accessories provided for each item.



Terminal blocks for special fields of application

Screw terminal blocks for aluminum conductors

The UBAL Al/Cu series of terminal blocks has been tested in accordance with the latest standards and is particularly suitable for applications such as photovoltaics. These universal terminal blocks make it possible to wire aluminum and copper conductors together in the same terminal block.

The Al/Cu terminal blocks are available in four cross-section sizes. By using Allen screws, aluminum conductors from 6 to 240 mm² and copper conductors from 2.5 to 240 mm² can be installed.



Your advantages

- ✓ Universal wiring of aluminum and copper conductors in just one terminal block
- ✓ Easy conductor connection with Allen screw and pregreased contact chambers
- ✓ The UBAL terminal blocks are certified for the connection of aluminum conductors in accordance with EN 61238-1 (Class A)


Product overview for screw terminal blocks for aluminum conductors

Feed-through terminal blocks				Connection method versions		
				Technology	Type	Item no.
	Type	Item no.	UBAL 50	1086465		
	Connection technology		Screw connection			
	Blue housing version		UBAL 50 BU	1086466		
	Current / voltage		145 A / 1000 V			
	Type	Item no.	UBAL 95	1086475		
	Connection technology		Screw connection			
	Blue housing version		UBAL 95 BU	1086476		
	Current / voltage		220 A / 1000 V			
	Type	Item no.	UBAL 150	1086498		
	Connection technology		Screw connection			
	Blue housing version		UBAL 150 BU	1086499		
	Current / voltage		290 A / 1000 V			
	Type	Item no.	UBAL 240	1086505		
	Connection technology		Screw connection			
	Blue housing version		UBAL 240 BU	1086506		
	Current / voltage		380 A / 1000 V			

Terminal blocks for special fields of application

High-current terminal blocks and connectors with bolt connection

The high-current terminal blocks with bolt connection are split into the following terminal block families: OTTA, RSC, RBO, and HV. Each terminal block family is suitable for different areas of application. In addition to high-current terminal blocks and high-current connectors, the terminal block portfolio also includes pick-off terminals.



Your advantages


- ✓ Considerable conductor pull-out forces due to high contact force and large contact surfaces
- ✓ Fast ring cable lug wiring
- ✓ Guaranteed use even when subjected to high shocks and vibration
- ✓ Wire conductor cross-sections up to 240 mm²

OTTA bolt connection terminal blocks

The OTTA bolt connection terminal blocks are characterized by their space-saving and compact design. The terminal blocks have a hinged cover with captive cap nut for quick and convenient conductor connection.

This connection ensures quick and easy ring cable lug wiring. The integrated screw locking mechanism guarantees safe use, even when subjected to extreme shock and vibration.

For easy potential distribution, the OTTA family includes insertion bridges (EB 3-OTTA...) that are attached to the threaded bolt.




OTTA 6 bolt connection terminal block

RSC bolt connection terminal blocks

The RSC screw connection terminal blocks are particularly suitable for connecting conductors with ring and fork-type cable lugs. The connection is established via a threaded screw with positive-negative output. All versions have a central screw bridge shaft for the use of fixed bridges (FB...) for potential distribution. Thanks to the snap-on foot, the terminal blocks can be mounted on NS 35 DIN rails.

Flange versions are available for direct mounting and can be connected to blocks by means of securing pins. Preassembled blocks round out the product range.




RSC 4 bolt connection terminal block

RBO bolt connection terminal blocks

The RBO product family offers a compact bolt connection terminal block for every conductor connection from 0.5 to 300 mm². The terminal blocks have threaded bars with M5 to M16 metric thread sizes. The bolt terminal blocks also accommodate currents up to 520 A. Like the RSC terminal blocks, this series of terminal blocks also includes versions for DIN rail and direct mounting. Here too preassembled blocks round out the product range.

For easy potential distribution, the RBO family includes connection rails (RBO...VS) that are attached to the threaded bolts.




RBO 10 bolt connection terminal block

Information on high-current terminal blocks and connectors

HV high-current connectors

The HV high-current connectors are available as single- and two-conductor bolt terminal blocks. The terminal blocks ensure the secure connection of up to four conductors with cable lugs in accordance with DIN 46234, 46235, and 46237 in tight spaces. Spring washers prevent the hex nuts from loosening. This guarantees safe use, even when subjected to shock and vibration. The product family also includes comprehensive accessories for the safe and convenient wiring of conductors up to 120 mm².

For potential distribution, 2- and 3-pos. connection elements (HV...-VS) can be used that are attached to the threaded bolt of the terminal block. The range includes two different partition plates for separating the terminal blocks.




HV M5/1 high-current connector

AGK pick-off terminals

The AGK pick-off terminals provide you with a simple option for potential distribution/collection. For direct voltage pick-off or current collection, connect the pick-off terminals to busbars using threaded screws. The pick-off terminals are available up to a cross-section of 10 mm². Up to eight terminal points are possible with M10 and M12 bolt threads.

All pick-off terminals support large-surface marking and can be easily tested thanks to the 2.3 mm standard test point.



AGK PT 4X6/M12 pick-off terminal

Important note

The technical data in the product tables relates to the specified reference item. It may differ slightly for connection versions in some cases.






You will find the exact and complete data for the individual items in our online shop. There is also a list of corresponding accessories provided for each item.



Product overview for high-current terminal blocks and connectors



1





2

OTTA bolt connection terminal blocks					Connection method versions		
					Technology	Type	Item no.
	Type	Item no.	OTTA 2,5	0790530	Bolt connection	OTTA 2,5-P/P	0790543
	Connection technology	Bolt connection					
	PE version	OTTA 2,5-PE		0790556			
	Current / voltage	24 A / 800 V					
	Bolt diameter	3 mm					
	Cross-section of cable lug connection	0.1 mm ² ... 2.5 mm ²					
	Type	Item no.	OTTA 6	0790433	Bolt connection	OTTA 6-P/P	0790404
	Connection technology	Bolt connection					
	PE version	OTTA 6-PE		0790527			
	Current / voltage	41 A / 800 V					
	Bolt diameter	4 mm					
	Cross-section of cable lug connection	0.1 mm ² ... 6 mm ²					
	Type	Item no.	OTTA 6-HV	1147172			
	Connection technology	Bolt connection					
	Current / voltage	41 A / 1000 V					
	Cross-section range (IEC//AWG)	0.1 mm ² ... 5 mm ² // 24 ... 12					
	Type	Item no.	OTTA 6-T	0790446	Bolt connection	OTTA 6-T-P/P	0790462
	Connection technology	Bolt connection					
	Current / voltage	36 A / 800 V					
	Bolt diameter	4 mm					
	Cross-section of cable lug connection	0.1 mm ² ... 6 mm ²					
	Type	Item no.	OTTAD 6/SB-P/P	1033182			
	Connection technology	Bolt connection					
	Current / voltage	41 A / 1000 V					
	Cross-section range (IEC//AWG)	0.1 mm ² ... 6 mm ² // 26 ... 10					
	Bolt diameter	4 mm					
	Cross-section of cable lug connection	0.1 mm ² ... 6 mm ²					
	Type	Item no.	OTTAD 6/SB-P/P	1033182			
	Connection technology	Bolt connection					
	Current / voltage	41 A / 1000 V					
	Cross-section range (IEC//AWG)	0.1 mm ² ... 6 mm ² // 26 ... 10					
	Bolt diameter	4 mm					
	Cross-section of cable lug connection	0.1 mm ² ... 6 mm ²					

Terminal blocks for special fields of application | High-current terminal blocks and connectors with bolt connection

Product overview for high-current terminal blocks and connectors

OTTA bolt connection terminal blocks				Connection method versions		
				Technology	Type	Item no.
	Type	Item no.	OTTA 25-M5	0790488		
	Connection technology		Bolt connection			
	Current / voltage		101 A / 800 V			
	Bolt diameter		5 mm			
	Cross-section of cable lug connection		0.1 mm ² ... 25 mm ²			
	Type	Item no.	OTTA 25-M6	0790491		
	Connection technology		Bolt connection			
	Current / voltage		101 A / 800 V			
	Bolt diameter		6 mm			
	Cross-section of cable lug connection		1.5 mm ² ... 25 mm ²			


RSC bolt connection terminal blocks				Connection method versions			
				Technology	Type	Item no.	
	Type	Item no.	RSC 4	3058127			
	Connection technology		Bolt connection				
	Current / voltage		32 A / 800 V				
	Bolt diameter		4 mm				
	Cross-section of cable lug connection		0.1 mm ² ... 6 mm ²				
	Type	Item no.	RSC 5	3058143			
	Connection technology		Bolt connection				
	Current / voltage		57 A / 1000 V				
	Bolt diameter		5 mm				
	Cross-section of cable lug connection		0.1 mm ² ... 10 mm ²				
	Type	Item no.	RSC 6	3075870			
	Connection technology		Bolt connection				
	Current / voltage		125 A / 800 V				
	Bolt diameter		6 mm				
	Cross-section of cable lug connection		6 mm ² ... 35 mm ²				
	Type	Item no.	RSC 5-T	3058172			
	Connection technology		Bolt connection				
	Current / voltage		50 A / 800 V				
	Bolt diameter		5 mm				
	Cross-section of cable lug connection		0.1 mm ² ... 10 mm ²				
					Bolt connection	RSC 4-F	3058130
					Bolt connection	RSC 5-F	3058156
					Bolt connection	RSC 5-T-F	3058334
					Bolt connection	RSC 5-T-F-B	3214929

Product overview for high-current terminal blocks and connectors


1

2





Terminal blocks for special fields of application | High-current terminal blocks and connectors with bolt connection

RBO bolt connection terminal blocks					Connection method versions		
					Technology	Type	Item no.
	Type	Item no.	RBO 5	3058059	Bolt connection	RBO 5-F	3058062
	Connection technology		Bolt connection				
	Current / voltage		57 A / 1000 V				
	Bolt diameter		5 mm				
	Cross-section of cable lug connection		0.1 mm ² ... 10 mm ²				
	Type	Item no.	RBO 6	3075896	Bolt connection	RBO 6-F	3075935
	Connection technology		Bolt connection				
	Current / voltage		125 A / 800 V				
	Bolt diameter		6 mm				
	Cross-section of cable lug connection		6 mm ² ... 35 mm ²				
 	Type	Item no.	RBO 8	3213137	Bolt connection	RBO 8-F	3213137
	Connection technology		Bolt connection				
	Blue housing version		RBO 8 BU	3213136			
	Current / voltage		192 A / 1000 V				
	Bolt diameter		8 mm				
	Cross-section of cable lug connection		2.5 mm ² ... 70 mm ²				
 	Type	Item no.	RBO 10	3244614	Bolt connection	RBO 10-F	3244614
	Connection technology		Bolt connection				
	Blue housing version		RBO 10 BU	3244616			
	Current / voltage		309 A / 1000 V				
	Bolt diameter		10 mm				
	Cross-section of cable lug connection		6 mm ² ... 150 mm ²				
 	Type	Item no.	RBO 12	3244627	Bolt connection	RBO 12-F	3244627
	Connection technology		Bolt connection				
	Blue housing version		RBO 12 BU	3244629			
	Current / voltage		415 A / 1000 V				
	Bolt diameter		12 mm				
	Cross-section of cable lug connection		10 mm ² ... 240 mm ²				
 	Type	Item no.	RBO 16	3244630	Bolt connection	RBO 16-F	3244630
	Connection technology		Bolt connection				
	Blue housing version		RBO 16 BU	3244632			
	Current / voltage		520 A / 1000 V				
	Bolt diameter		16 mm				
	Cross-section of cable lug connection		25 mm ² ... 300 mm ²				







Product overview for high-current terminal blocks and connectors

RBO bolt connection terminal blocks				Connection method versions		
				Technology	Type	Item no.
 	Type	Item no.	RBO 8-HC	3247973		
	Connection technology		Bolt connection			
	Blue housing version		RBO 8-HC BU	3247974		
	Current / voltage		192 A / 1500 V			
	Bolt diameter		8 mm			
	Cross-section of cable lug connection		2.5 mm ² ... 70 mm ²			
 	Type	Item no.	RBO 10-HC	3247976		
	Connection technology		Bolt connection			
	Blue housing version		RBO 10-HC BU	3247977		
	Current / voltage		309 A / 1500 V			
	Bolt diameter		10 mm			
	Cross-section of cable lug connection		6 mm ² ... 150 mm ²			
 	Type	Item no.	RBO 12-HC	3247986		
	Connection technology		Bolt connection			
	Blue housing version		RBO 12-HC BU	3247987		
	Current / voltage		415 A / 1500 V DC			
	Bolt diameter		12 mm			
	Cross-section of cable lug connection		10 mm ² ... 240 mm ²			
	Type	Item no.	RBO 12-DHR-HC	1110386		
	Connection technology		Bolt connection			
	Current / voltage		353 A / 1800 V			
	Cross-section range (IEC//AWG)		95 mm ² ... 185 mm ² // 4/0 ... 400			
	Bolt diameter		12 mm			
	Cross-section of cable lug connection		95 mm ² ... 185 mm ²			
 	Type	Item no.	RBO 16-HC	3247989		
	Connection technology		Bolt connection			
	Blue housing version		RBO 16-HC BU	3247990		
	Current / voltage		520 A / 1500 V DC			
	Bolt diameter		16 mm			
	Cross-section of cable lug connection		25 mm ² ... 240 mm ²			
	Type	Item no.	RBO 12-DHR-HC	1110386		
	Connection technology		Bolt connection			
	Current / voltage		353 A / 1800 V			
	Cross-section range (IEC//AWG)		95 mm ² ... 185 mm ² // 4/0 ... 400			
	Bolt diameter		12 mm			
	Cross-section of cable lug connection		95 mm ² ... 185 mm ²			

Product overview for high-current terminal blocks and connectors

RBO bolt connection terminal blocks				Connection method versions		
				Technology	Type	Item no.
 	Type	Item no.	RBO 16-HC	3247989		
	Connection technology		Bolt connection			
	Blue housing version		RBO 16-HC BU	3247990		
	Current / voltage		520 A / 1500 V DC			
	Bolt diameter		16 mm			
	Cross-section of cable lug connection		25 mm ² ... 240 mm ²			
	Type	Item no.	RBO 5-T	3058114	Bolt connection	RBO 5-T-F
	Connection technology		Bolt connection			
	Current / voltage		50 A / 800 V			
	Bolt diameter		5 mm			
	Cross-section of cable lug connection		0.1 mm ² ... 10 mm ²			
	Type	Item no.	RBO 10-WD	1030161		
	Connection technology		Bolt connection			
	Current / voltage		309 A / 1000 V			
	Bolt diameter		10 mm			
	Cross-section of cable lug connection		6 mm ² ... 150 mm ²			

Product overview for high-current terminal blocks and connectors



HV high-current connectors				Connection method versions		
				Technology	Type	Item no.
	Type	Item no.	HV M5/1	3049107		
	Connection technology		Bolt connection			
	Current / voltage		76 A / 1000 V			
	Bolt diameter		5 mm			
	Cross-section of cable lug connection		0.5 mm ² ... 16 mm ²			
	Type	Item no.	HV M6/1	3049204		
	Connection technology		Bolt connection			
	Current / voltage		125 A / 1000 V			
	Bolt diameter		6 mm			
	Cross-section of cable lug connection		2.5 mm ² ... 35 mm ²			
	Type	Item no.	HV M6/2	3049547		
	Connection technology		Bolt connection			
	Current / voltage		125 A / 1000 V			
	Bolt diameter		6 mm			
	Cross-section of cable lug connection		2.5 mm ² ... 35 mm ²			
	Type	Item no.	HV M8/1	3049301		
	Connection technology		Bolt connection			
	Current / voltage		150 A / 1000 V			
	Bolt diameter		8 mm			
	Cross-section of cable lug connection		2.5 mm ² ... 50 mm ²			
	Type	Item no.	HV M8/2	3049550		
	Connection technology		Bolt connection			
	Current / voltage		150 A / 1000 V			
	Bolt diameter		8 mm			
	Cross-section of cable lug connection		2.5 mm ² ... 50 mm ²			
	Type	Item no.	HV M10/1	3049408		
	Connection technology		Bolt connection			
	Current / voltage		269 A / 1000 V			
	Bolt diameter		10 mm			
	Cross-section of cable lug connection		6 mm ² ... 120 mm ²			




Product overview for high-current terminal blocks and connectors

1

2

Terminal blocks for special fields of application | High-current terminal blocks and connectors with bolt connection


HV high-current connectors				Connection method versions		
				Technology	Type	Item no.
	Type	Item no.	HV M10/2	3049563		
	Connection technology	Bolt connection				
	Current / voltage	269 A / 1000 V				
	Bolt diameter	10 mm				
	Cross-section of cable lug connection	6 mm ² ... 120 mm ²				
	Type	Item no.	HV M12/1	3049505		
	Connection technology	Bolt connection				
	Current / voltage	269 A / 1000 V				
	Bolt diameter	12 mm				
	Cross-section of cable lug connection	10 mm ² ... 120 mm ²				

Pick-off terminals				Connection method versions		
				Technology	Type	Item no.
	Type	Item no.	AGK PT 4X6/M10	1017448		
	Connection technology	Push-in connection / bolt connection				
	Blue housing version	Item no.	AGK PT 4X6/M10 BU	1083237		
	PE version	Item no.	AGK PT 4X6/M10 GNYE	1083238		
	Current / voltage	41 A / 1000 V				
	Cross-section range (IEC//AWG)	0.5 mm ² ... 6 mm ² // 20 ... 10				
	Type	Item no.	AGK PT 8X6/M10	1017450		
	Connection technology	Push-in connection / bolt connection				
	Blue housing version	Item no.	AGK PT 8X6/M10 BU	1083235		
	PE version	Item no.	AGK PT 8X6/M10 GNYE	1083236		
	Current / voltage	41 A / 1000 V				
	Cross-section range (IEC//AWG)	0.5 mm ² ... 6 mm ² // 20 ... 10				
	Type	Item no.	AGK PT 4X6/M12	1017454		
	Connection technology	Push-in connection / bolt connection				
	Current / voltage	41 A / 1000 V				
	Cross-section range (IEC//AWG)	0.5 mm ² ... 6 mm ² // 20 ... 10				

Terminal blocks for special fields of application

Miniature screw terminal blocks

Despite their extremely small dimensions, miniature and micro terminal blocks can be marked and bridged in the same way as large terminal blocks. The miniature screw terminal blocks have a bridge shaft and use small NS 15 DIN rails. Since their dimensions are also very compact, they are ideal for installation in small control boxes or connection boxes, e.g., for a motor connection.



Your advantages


- ✓ Extremely small design
- ✓ Easy potential distribution with screw bridges
- ✓ Clear overview, thanks to large-surface marking grooves
- ✓ Universal screw connection for connecting up to two conductors per terminal point

Product overview for miniature screw terminal blocks

Differences between MT and MBK miniature screw terminal blocks

The MT and MBK miniature terminal blocks are roughly the same size and only differ with regard to the layout of the terminal blocks. The MT terminal blocks are roughly the same shape as the UT terminal blocks, which are used with the CLIPLINE complete system. This layout ensures clear marking. Furthermore, all MT terminal blocks feature UT screw connection technology. This connection technology includes the Reakdyn principle, which is a type of integrated screw locking mechanism. The MBK terminal blocks, on the other hand, do not all have the same connection technology. Some of the terminal blocks already feature UT connection technology, however others

still have a standard screw connection. For easy potential distribution, both terminal block types can be bridged with screw bridges.



MT and MBK terminal blocks





Important note

The technical data in the product tables relates to the specified reference item. It may differ slightly for connection versions in some cases.

You will find the exact and complete data for the individual items in our online shop. There is also a list of corresponding accessories provided for each item.



Product overview for miniature screw terminal blocks

MT miniature screw terminal blocks					Connection method versions		
					Technology	Type	Item no.
	Type	Item no.	MT 1,5	3100305			
	Connection technology		Screw connection				
	Blue housing version		MT 1,5 BU	3003363			
	PE version		MT 1,5-PE	3100318			
	Current / voltage		17.5 A / 400 V				
	Cross-section range (IEC//AWG)		0.14 mm ² ... 1.5 mm ² // 26 ... 16				
	Type	Item no.	MT 1,5-TWIN	3001682			
	Connection technology		Screw connection				
	Blue housing version		MT 1,5-TWIN BU	3025532			
	PE version		MT 1,5-TWIN-PE	3001705			
	Current / voltage		17.5 A / 400 V				
	Cross-section range (IEC//AWG)		0.14 mm ² ... 1.5 mm ² // 26 ... 16				
	Type	Item no.	MT 1,5-QUATTRO	3001679			
	Connection technology		Screw connection				
	Blue housing version		MT 1,5-QUATTRO BU	3025150			
	PE version		MT 1,5-QUATTRO-PE	3001695			
	Current / voltage		16 A / 400 V				
	Cross-section range (IEC//AWG)		0.14 mm ² ... 1.5 mm ² // 26 ... 16				
	Type	Item no.	MTTB 1,5	1414129			
	Connection technology		Screw connection				
	Blue housing version		MTTB 1,5 BU	3000926			
	Current / voltage		17.5 A / 400 V				
	Cross-section range (IEC//AWG)		0.14 mm ² ... 1.5 mm ² // 26 ... 16				


Product overview for miniature screw terminal blocks

MBK miniature screw terminal blocks					Connection method versions		
					Technology	Type	Item no.
 	Type	Item no.	MBKKB 2,5	1414064			
	Connection technology	Screw connection					
	Blue housing version	Item no.	MBKKB 2,5 BU	1414077			
	Current / voltage	24 A / 500 V					
	Cross-section range (IEC//AWG)	0.2 mm ² ... 2.5 mm ² // 24 ... 14					
 	Type	Item no.	MBKKB 2,5-DIO/O-U	2800567			
	Connection technology	Screw connection					
	Connection version	Item no.	MBKKB 2,5-DIO/U-O	2800570			
	Current / voltage	0.5 A / 500 V					
	Cross-section range (IEC//AWG)	0.2 mm ² ... 2.5 mm ² // 24 ... 14					
 	Type	Item no.	MBKKB 2,5-BE	1414103			
	Connection technology	Screw connection					
	Current / voltage	24 A / 500 V					
	Cross-section range (IEC//AWG)	0.2 mm ² ... 2.5 mm ² // 24 ... 14					
  	Type	Item no.	MBK 6/E	0552024			
	Connection technology	Screw connection					
	Current / voltage	41 A / 500 V					
	Cross-section range (IEC//AWG)	0.5 mm ² ... 6 mm ² // 20 ... 10					

Terminal blocks for special fields of application

Screw terminal blocks for sensors and actuators

The sensor/actuator terminal blocks in the UK series are ideal for reducing wiring effort. The conductors of the initiators and actuators are wired in junction boxes. The positive and negative connections are combined so all that remains is to install the signal lines and a conductor pair for the power supply between the junction box and controller.



Your advantages


- ✓ Easy connection of three- or four-conductor sensors and actuators in just one terminal block
- ✓ Easy potential distribution of positive and negative potential
- ✓ A wide range of products with versions featuring PE function or LED display

Sensor/actuator terminal blocks (DIK)

The sensor/actuator terminal blocks have feed-through connections for the signal line in the upper level which can be marked. Both of the lower terminal points are used for the initiator potential supply. For quick and easy potential distribution, the lower level can be bridged via an insertion bridge which can be disconnected.

Furthermore, the terminal block version has feed-in terminals of the same shape, which allow the positive and negative potential to be fed in by means of corresponding insertion bridges.

At the same time, the first initiator can be connected to this three-conductor feed-through terminal block. In addition to the terminal block versions mentioned, the DIK family also includes space-saving potential distributor terminals. The terminals can be bridged in the upper level for potential distribution over more than six terminal points. To ensure the clear differentiation of potentials, the potential distributor terminal is available with gray, blue, or black insulating housing.



DIK 1,5 sensor/actuator terminal blocks

Sensor/actuator terminal blocks (DOK)


The DOK terminal blocks are the same shape as the DIK three-level initiator terminal blocks. The terminal blocks likewise have feed-through connections for the signal line in the upper level which can be marked. The middle level of the DOK terminal blocks supplies the connected actuators with power.

Unlike the DIK terminal blocks, the lower level of the output terminal blocks in the DOK series makes direct contact with the DIN rail and as a PE connection they are marked green-yellow.

Insertion bridges enable convenient bridging of up to 80 terminal blocks. If non-adjacent terminal blocks need to be bridged, the prongs of the insertion bridge can be broken off easily.

The DOK terminal blocks are ideal for the alternating wiring of one actuator and one initiator each.

The free wiring of all terminal points and the fixed positioning of the bridge are ensured by latching the comb spine of



DOK 1,5 sensor/actuator terminal blocks

the insertion bridge to the terminal block housing.

For visual signaling of the initiator and actuator wiring, terminal blocks are available with red or green LED displays. The

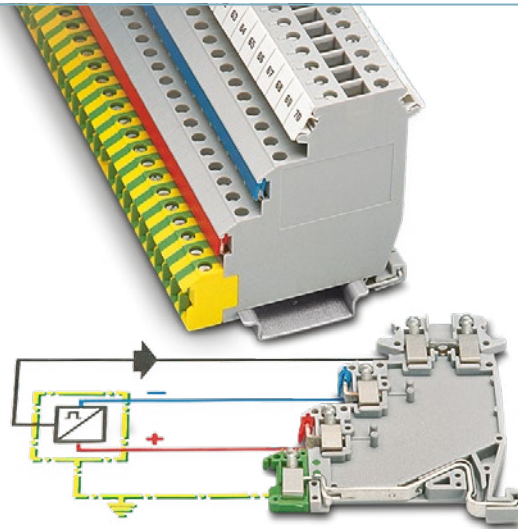
DOKD 1,5-TG component terminal block can accommodate fuse plugs or isolating plugs.

Information on screw terminal blocks for sensors and actuators

Sensor/actuator terminal blocks (VIOK)

The VIOK terminal blocks are a combination of DIK and DOK terminal blocks. With this terminal block version, it is possible to use just one terminal block for the wiring of initiators and actuators. As with the DIK and DOK terminal blocks, there is a feed-through connection for the signal line in the upper level which can be marked. Both of the middle terminal points are used for the initiator potential supply. The PE connection of the terminal blocks is located on the lower level.

The VIOK terminal blocks also have two feed-through and two busbar levels. The terminal blocks are primarily used for programmable or self-monitoring initiators, which can additionally be controlled via the second feed-through level. As illustrated in the figure (right), a plug division is integrated in the second level from above. Therefore, the positive potential of the initiator can be transmitted via a fuse plug or – for maintenance and test purposes – via an isolating plug.



VIOK 1,5 sensor/actuator terminal blocks

Important note

The technical data in the product tables relates to the specified reference item. It may differ slightly for connection versions in some cases.

You will find the exact and complete data for the individual items in our online shop. There is also a list of corresponding accessories provided for each item.








Product overview for screw terminal blocks for sensors and actuators





1

2


Terminal blocks for special fields of application | Screw terminal blocks for sensors and actuators

DIK sensor/actuator terminal blocks				Connection method versions		
				Technology	Type	Item no.
	Type	Item no.	DIK 1,5	2715966		
	Connection technology		Screw connection			
	Blue housing version					
	Current / voltage		24 A / 250 V			
	Cross-section range (IEC//AWG)		0.2 mm ² ... 2.5 mm ² // 24 ... 14			
	Type	Item no.	DIKD 1,5	2715979		
	Connection technology		Screw connection			
	Blue housing version		DIKD 1,5 BU	2716101		
	Current / voltage		24 A / 250 V			
	Cross-section range (IEC//AWG)		0.2 mm ² ... 2.5 mm ² // 24 ... 14			
	Type	Item no.	DIKD 1,5-2D	2716512		
	Connection technology		Screw connection			
	Current / voltage		24 A / 250 V			
	Cross-section range (IEC//AWG)		0.2 mm ² ... 2.5 mm ² // 24 ... 14			
	Type	Item no.	DIK 1,5-LA 24RD/O-M	2715856		
	Connection technology		Screw connection			
	Current / voltage		24 A / 24 V			
	Cross-section range (IEC//AWG)		0.2 mm ² ... 2.5 mm ² // 24 ... 14			
	Type	Item no.	DIKD 1,5-TG	2774237		
	Connection technology		Screw connection			
	Current / voltage		15 A / 250 V			
	Cross-section range (IEC//AWG)		0.2 mm ² ... 2.5 mm ² // 24 ... 14			

Product overview for screw terminal blocks for sensors and actuators

DOK sensor/actuator terminal blocks				Connection method versions		
				Technology	Type	Item no.
	Type	Item no.	DOK 1,5	2717016		
	Connection technology		Screw connection			
	Current / voltage		24 A / 250 V			
	Cross-section range (IEC//AWG)		0.2 mm ² ... 2.5 mm ² // 24 ... 14			
	Type	Item no.	DOK 1,5-2D	2717139		
	Connection technology		Screw connection			
	Current / voltage		24 A / 250 V			
	Cross-section range (IEC//AWG)		0.2 mm ² ... 2.5 mm ² // 24 ... 14			
	Type	Item no.	DOK 1,5-TG	2717113		
	Connection technology		Screw connection			
	Current / voltage		16 A / 250 V			
	Cross-section range (IEC//AWG)		0.2 mm ² ... 2.5 mm ² // 24 ... 14			
	Type	Item no.	DOKD 1,5-TG	3011054		
	Connection technology		Screw connection			
	Current / voltage		24 A / 250 V			
	Cross-section range (IEC//AWG)		0.2 mm ² ... 2.5 mm ² // 24 ... 14			


Product overview for screw terminal blocks for sensors and actuators

VIOK sensor/actuator terminal blocks				Connection method versions		
				Technology	Type	Item no.
	Type	Item no.	VIOK 1,5	2718015		
	Connection technology	Screw connection				
	Current / voltage	24 A / 250 V				
	Cross-section range (IEC//AWG)	0.2 mm ² ... 2.5 mm ² // 24 ... 14				
	Type	Item no.	VIOK 1,5-2D	2718196		
	Connection technology	Screw connection				
	Current / voltage	24 A / 250 V				
	Cross-section range (IEC//AWG)	0.2 mm ² ... 2.5 mm ² // 24 ... 14				
	Type	Item no.	VIOK 1,5-3D/PE	2718206		
	Connection technology	Screw connection				
	Current / voltage	24 A / 400 V				
	Cross-section range (IEC//AWG)	0.2 mm ² ... 2.5 mm ² // 24 ... 14				
	Type	Item no.	VIOK 1,5-D/TG/D/PE	3011067		
	Connection technology	Screw connection				
	Current / voltage	24 A / 250 V				
	Cross-section range (IEC//AWG)	0.2 mm ² ... 2.5 mm ² // 24 ... 14				

Terminal blocks for special fields of application

Shield clamps

Interference caused by electronic components occurs in automated industrial applications in particular. This electromagnetic interference can lead to malfunctions or even to failure of entire systems. Shield clamps provide a solution to this serious problem. With a professional shielding concept, you can ensure the EMC protection of your systems, machines, and electronic components.



Your advantages

- ✓ Safety with standard-compliant components
- ✓ Highly reproducible and long-term stable contact quality
- ✓ Low transfer impedance due to low-resistance and large-surface contact
- ✓ Up to three different mounting types

Information on shield clamps

SCC shield clamps with spring connection

The shield clamps enable tool-free, single-handed installation. Thanks to the convenient clamping bracket and the non-pressurized contact spring, a simple and low-fatigue shield connection can be made. At the same time, the design of the contact spring guarantees a reproducible and long-term stable contact quality and compensates any conductor settling effects.

The shield connection is flexible, with clamps available for direct mounting, neutral busbar mounting, and DIN rail mounting. For neutral busbar mounting, simply swivel the shield clamps onto the neutral busbar rail and close the lever to secure both the terminal block and the conductor to be connected. For a clearer overview and assignment of the individual shield clamps, the clamps feature large marking areas on the clamping bracket. This simplifies cable assignment in accordance with the circuit diagram.



SCC 15 shield clamp

Shield clamps with screw connection

The SK shield clamps clamp the conductors using a knurled screw. To ensure optimum shielding, the clamps feature a spring-loaded and large-surface pressure plate. Shield clamps are available for direct mounting and busbar mounting for mounting in the control cabinet.



SK 14 shield clamp





SKS shield clamps with spring connection




The SKS spring-cage shield clamps are available in three mounting types. Choose between mounting on NS 35 DIN rails, on busbars, or directly on conductive mounting plates. The SKS spring-cage shield clamps are suitable for cable and conductor diameters from 3 to 20 mm.






SKS 14 shield clamp




Product overview for shield clamps

SCC shield clamps with spring connection				Connection method versions			
				Mounting type	Type	Item no.	
	Type	Item no.	SCC 5	1019420	Mounting panel NS 35/7,5	SCC 5-F SCC 5-NS35	1019425 1019436
	Connection technology		Spring-cage connection				
	Cable diameter		2 mm ... 5 mm				
	Mounting type		Neutral busbar				
	Type	Item no.	SCC 10	1019421	Mounting panel NS 35/7,5	SCC 10-F SCC 10-NS35	1019426 1019440
	Connection technology		Spring-cage connection				
	Cable diameter		3 mm ... 10 mm				
	Mounting type		Neutral busbar				
	Type	Item no.	SCC 15	1019422	Mounting panel NS 35/7,5	SCC 15-F SCC 15-NS35	1019427 1019443
	Connection technology		Spring-cage connection				
	Cable diameter		8 mm ... 15 mm				
	Mounting type		Neutral busbar				
	Type	Item no.	SCC 20	1019423	Mounting panel NS 35/7,5	SCC 20-F SCC 20-NS35	1019428 1019446
	Connection technology		Spring-cage connection				
	Cable diameter		10 mm ... 20 mm				
	Mounting type		Neutral busbar				

SK shield clamps with screw connection				Connection method versions		
				Mounting type	Type	Item no.
	Type	Item no.	SK 5	3025338	Direct screw mounting SK 5-D	3025406
	Connection technology		Screw connection			
	Cable diameter		2 mm ... 5 mm			
	Mounting type		Neutral busbar			
	Type	Item no.	SK 8	3025163	Direct screw mounting SK 8-D	3026861
	Connection technology		Screw connection			
	Cable diameter		3 mm ... 8 mm			
	Mounting type		Neutral busbar			
	Type	Item no.	SK 14	3025176	Direct screw mounting SK 14-D	3026874
	Connection technology		Screw connection			
	Cable diameter		3 mm ... 14 mm			
	Mounting type		Neutral busbar			

Product overview for shield clamps

SK shield clamps with screw connection				Connection method versions		
				Mounting type	Type	Item no.
	Type	Item no.	SK 20	3025189	Direct screw mounting SK 20-D	3026887
	Connection technology	Screw connection				
	Cable diameter	5 mm ... 20 mm				
	Mounting type	Neutral busbar				
	Type	Item no.	SK 28	3026997	Direct screw mounting SK 28-D	3027006
	Connection technology	Screw connection				
	Cable diameter	5 mm ... 28 mm				
	Mounting type	Neutral busbar				
	Type	Item no.	SK 35	3026463	Direct screw mounting SK 35-D	3026890
	Connection technology	Screw connection				
	Cable diameter	20 mm ... 35 mm				
	Mounting type	Neutral busbar				


SKS shield clamps with spring connection				Connection method versions		
				Mounting type	Type	Item no.
	Type	Item no.	SKS 8	3240210	Direct screw mounting SKS 8-D	3240213
	Connection technology	Spring-cage connection				
	Cable diameter	3 mm ... 8 mm				
	Mounting type	Neutral busbar				
	Type	Item no.	SKS 14	3240211	Direct screw mounting SKS 14-D	3240214
	Connection technology	Spring-cage connection				
	Cable diameter	3 mm ... 14 mm				
	Mounting type	Neutral busbar				
	Type	Item no.	SKS 20	3240212	Direct screw mounting SKS 20-D	3240215
	Connection technology	Spring-cage connection				
	Cable diameter	5 mm ... 20 mm				
	Mounting type	Neutral busbar				

Important note

The technical data in the product tables relates to the specified reference item. It may differ slightly for connection versions in some cases.

You will find the exact and complete data for the individual items in our online shop. There is also a list of corresponding accessories provided for each item.





Open communication with customers and partners worldwide

Phoenix Contact is a global market leader based in Germany. We are known for producing future-oriented products and solutions for the electrification, networking, and automation of all sectors of the economy and infrastructure. With a global network reaching across more than 100 countries with over 22,000 employees, we maintain close relationships with our customers, something we believe is essential for our common success.

Our wide range of innovative products makes it easy for our customers to implement the latest technology in a variety of applications and industries. This especially applies to the target markets of energy, infrastructure, industry, and mobility.

You can find your local partner at

phoenixcontact.com